

• Photon Polarization States III

- ② Linear polarization analyzer loop / change of basis states:
- ③ Example of Interference of Polarization States
- ④ Circular polarized light / complex projection amplitudes

## Recap

①  $E_x = a \cos(kz - \omega t + \phi_a) = \hat{x} \cdot \vec{E}_i \xrightarrow{\text{detect.}} |x\rangle, \langle x|\psi\rangle$

$E_y = b \cos(kz - \omega t + \phi_b) = \hat{y} \cdot \vec{E}_i \xrightarrow{\text{detect.}} |y\rangle, \langle y|\psi\rangle$

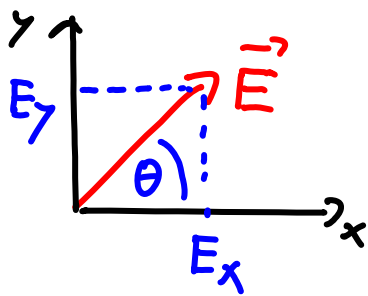
$\vec{E}_i = a \cos(kz - \omega t + \phi_a) \hat{x} + b \cos(kz - \omega t + \phi_b) \hat{y}$   
 $|\psi\rangle$

x-y-analyzer

projection!

- $|x\rangle, |y\rangle$  linear polarization states: complete, orthonormal basis!
- Statistical behavior of individual photons
- Measurements can change the quantum state!
- Measurements give only discrete results.

### Projection amplitude for linear polarizations:



Classically

$$E_x = \hat{x} \cdot \vec{E} = E \cos \theta$$

$$E_y = \hat{y} \cdot \vec{E} = E \sin \theta$$

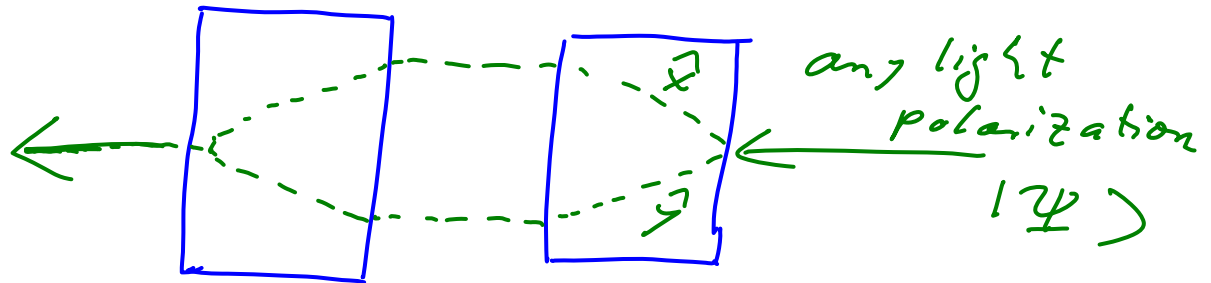
QM

$$\langle x|x'\rangle = \cos \theta$$

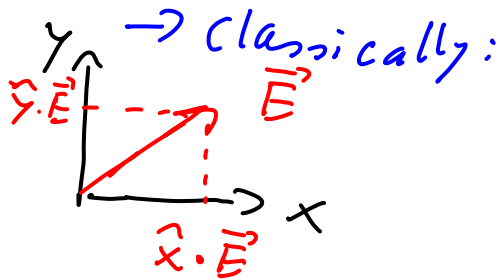
$$\langle y|x'\rangle = \sin \theta$$

② Linear polarization analyzer loop / change of basis states:

same as original beam



$\hat{x}$ - $\hat{y}$ -recombiner     $\hat{x}$ - $\hat{y}$ -analyzer



$$\vec{E} = \underbrace{(\hat{x} \cdot \vec{E})}_{\text{projection onto } x\text{-axis}} \hat{x} + \underbrace{(\hat{y} \cdot \vec{E})}_{\text{projection onto } y\text{-axis}} \hat{y}$$

← superposition of 2 waves

→ Quantum picture:

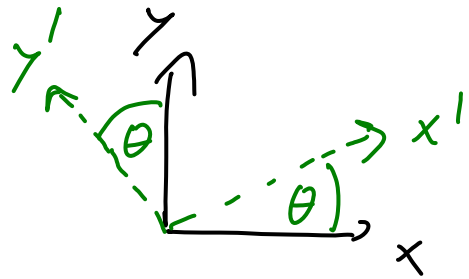
$$|\Psi\rangle = \underbrace{|x\rangle \langle x | \Psi \rangle}_{\text{proj. of } |\Psi\rangle \text{ onto } |x\rangle} + \underbrace{|y\rangle \langle y | \Psi \rangle}_{\text{proj. of } |\Psi\rangle \text{ onto } |y\rangle}$$

← superposition of 2 states

$$= \underbrace{\{ |x\rangle \langle x| + |y\rangle \langle y| \}}_{\text{unity operator}} |\Psi\rangle$$

recall:  $|\alpha\rangle = \sum_n |e_n\rangle \langle e_n | \alpha \rangle$        $\sum_n |e_n\rangle \langle e_n| = 1$

Now: Rotate analyzer loops by angle  $\theta$ :



$\Rightarrow$  get  $x' - y'$  analyzer loop

$$\Rightarrow |\Psi\rangle = |x'\rangle \langle x'|\Psi\rangle + |y'\rangle \langle y'|\Psi\rangle$$

$$= \{ |x'\rangle \langle x'| + |y'\rangle \langle y'| \} |\Psi\rangle$$

$$= \{ |x'\rangle \langle x'| + |y'\rangle \langle y'| \} \{ |x\rangle \langle x|\Psi\rangle + |y\rangle \langle y|\Psi\rangle \}$$

$$= |x'\rangle \{ \langle x'|x\rangle \langle x|\Psi\rangle + \langle x'|y\rangle \langle y|\Psi\rangle \}$$

$$+ |y'\rangle \{ \langle y'|x\rangle \langle x|\Psi\rangle + \langle y'|y\rangle \langle y|\Psi\rangle \}$$

$\Rightarrow$  can represent  $|\Psi\rangle$  in terms of  $|x\rangle, |y\rangle$  basis states  
or  $|x'\rangle, |y'\rangle$  " " "

$\Rightarrow$  to change basis states, all we need to know are the projection amplitudes between the basis states

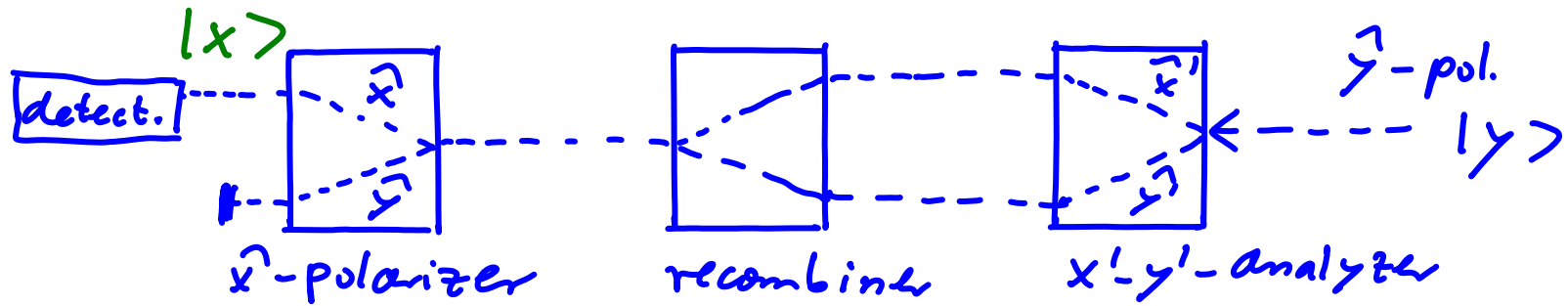
$$( \langle x'|x\rangle, \langle x'|y\rangle, \dots )$$

recall: general case:

$$\begin{aligned} |\Psi\rangle &= \sum_n |e_n\rangle \langle e_n | \Psi \rangle = \sum_m |e'_m\rangle \langle e'_m | \Psi \rangle \\ &= \left\{ \sum_m |e'_m\rangle \langle e'_m | \right\} |\Psi\rangle \\ &= \left\{ \sum_m |e'_m\rangle \langle e'_m | \right\} \left\{ \sum_n |e_n\rangle \langle e_n | \Psi \rangle \right\} \\ &= \sum_{m,n} |e'_m\rangle \underbrace{\langle e'_m | e_n \rangle}_{\text{projection amplitudes}} \langle e_n | \Psi \rangle \end{aligned}$$


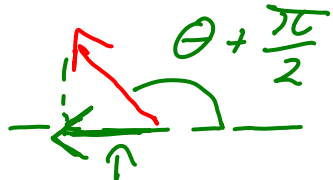
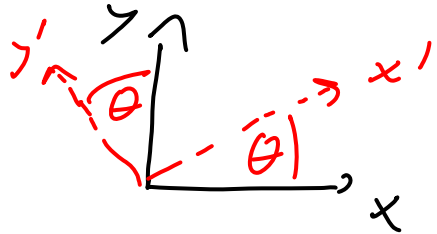
projection amplitudes  
between basis states!

### ③ Example of Interference of Polarization States:



Key idea: In superposition, must add up probability amplitudes, and not probabilities!

I Block  $\hat{x}'$ -beam inside the loop  $\Rightarrow I_{det}/I_{in} = ?$



$$E_1 = E_0 (\hat{y}' \cdot \hat{y}) (\hat{x} \cdot \hat{y}')$$

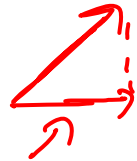
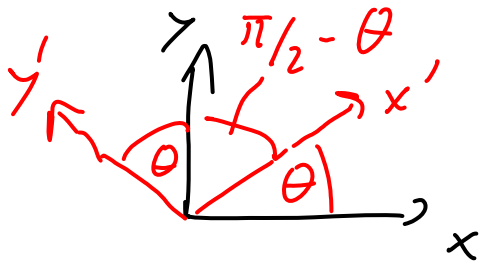
$$= E_0 \cos \theta \cos(\theta + \frac{\pi}{2})$$

$$E_0 (\hat{y}' \cdot \hat{y}) = E_0 \cos \theta$$

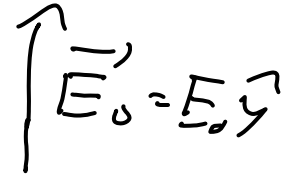
$\Rightarrow$  total transmission probability  $= I_{det}/I_{in} = \cos^2(\theta + \frac{\pi}{2}) \cos^2 \theta$

Example:  $\theta = 30^\circ \Rightarrow$  transm. prob  $= \frac{1}{4} \cdot \frac{3}{4} = \frac{3}{16} > 0$

II Block  $\vec{y}'$  beam inside the analyzer loop:



Initially



$$E_2 = E_0 (\hat{x}' \cdot \vec{y}) (\hat{x} \cdot \hat{x}') \\ = E_0 \cos(\frac{\pi}{2} - \theta) \cos \theta$$

$$E_0 (\hat{x}' \cdot \vec{y}) = E_0 \cos(\frac{\pi}{2} - \theta)$$

$$= -E_0 \cos(\theta + \frac{\pi}{2}) \cos \theta = - \{ \text{result of case I} \}$$

$$\Rightarrow \text{total transmission prob} = \cos^2 \theta \cos^2(\theta + \frac{\pi}{2}) = \frac{I_{\text{det}}}{I_{\text{in}}} \\ \text{for } \theta = 30^\circ \Rightarrow 3/16$$

III Both paths open:

$\Rightarrow$  output of analyzer loop = input =  $|\gamma\rangle$

$\Rightarrow$  projection of  $\vec{y}$  onto  $\hat{x}$  is zero:  $\hat{x} \cdot \vec{y} = 0$

$\Rightarrow$  total transmission probability = 0

$\Rightarrow$  transmission with both paths open < transmission with one path open only  $\Rightarrow$  destructive interference

→ classically:

$$\vec{E}_{\text{total}} = \vec{E}_1 + \vec{E}_2 = 0$$



$$= E_0 \left\{ (\hat{x} \cdot \hat{y}') (\hat{y}' \cdot \hat{y}) + (\hat{x} \cdot \hat{x}') (\hat{x}' \cdot \hat{y}) \right\}$$

$$\Rightarrow \text{Intensity} \propto |\vec{E}_{\text{total}}|^2 = |\vec{E}_1 + \vec{E}_2|^2 = 0$$

↖ add up vectors and  
and not  $E_1^2 + E_2^2 > 0$  not intensities!

→ Quantum mechanics:

$$\text{total projection ampl.} = \langle x | y' \rangle \langle y' | y \rangle + \langle x | x' \rangle \langle x' | y \rangle$$

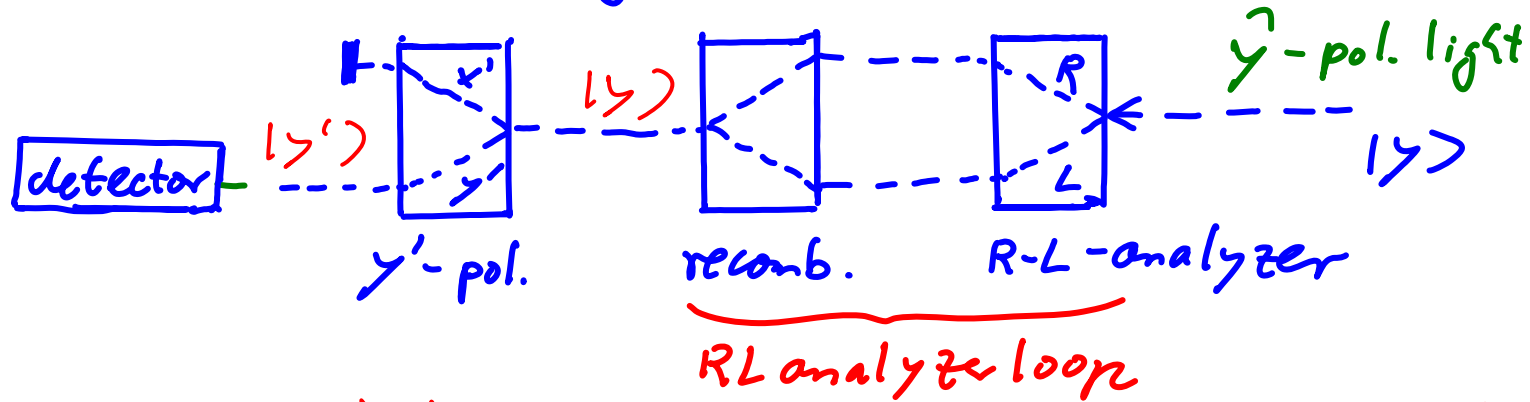
$$= \langle x | \underbrace{\{ |y'\rangle \langle y'| + |x'\rangle \langle x'| \}}_{\text{unity operator}} | y \rangle$$

$$= \langle x | y \rangle = \underline{\underline{0}}$$

$$\Rightarrow \text{total prob. of measuring a photon at the detector} \\ = |\langle x | y \rangle|^2 = \underline{\underline{0}}$$



④ Circular polarized light / complex projection amplitudes



- no intensity lost  $\Rightarrow$  R, L polarization states are a complete set

- R and L circular pol. states are orthogonal:  
 $\langle L | R \rangle = \langle R | L \rangle = 0$

$$\langle R | R \rangle = \langle L | L \rangle = 1$$

$\Rightarrow$  can represent any pol. state in terms of  $|R\rangle$  and  $|L\rangle$

$$\begin{aligned}
 |\Psi\rangle &= c_R |R\rangle + c_L |L\rangle = |R\rangle \langle R | \Psi \rangle + |L\rangle \langle L | \Psi \rangle \\
 &= \underbrace{\{ |R\rangle \langle R | + |L\rangle \langle L | \}}_{RL\text{-analyzer loop} = 1} |\Psi\rangle
 \end{aligned}$$

here:



$$\langle y' | y \rangle = \cos \theta = \langle y' | \{ |R\rangle \langle R| + |L\rangle \langle L| \} |y\rangle$$



$\cdot |y\rangle$

insert RL analyzer  
loop (unity operator)

$$= \underbrace{\langle y' | R \rangle \langle R | y \rangle}_{\text{path I}} + \underbrace{\langle y' | L \rangle \langle L | y \rangle}_{\text{path II}}$$

path I

path II

=> what are the projection amplitudes

$$\langle R | y \rangle, \langle L | y \rangle \dots ?$$