

Leptonic and Semileptonic Decays of D and D_s Mesons at CLEO-c



Matthew Shepherd
Indiana University

(on behalf of the CLEO Collaboration)

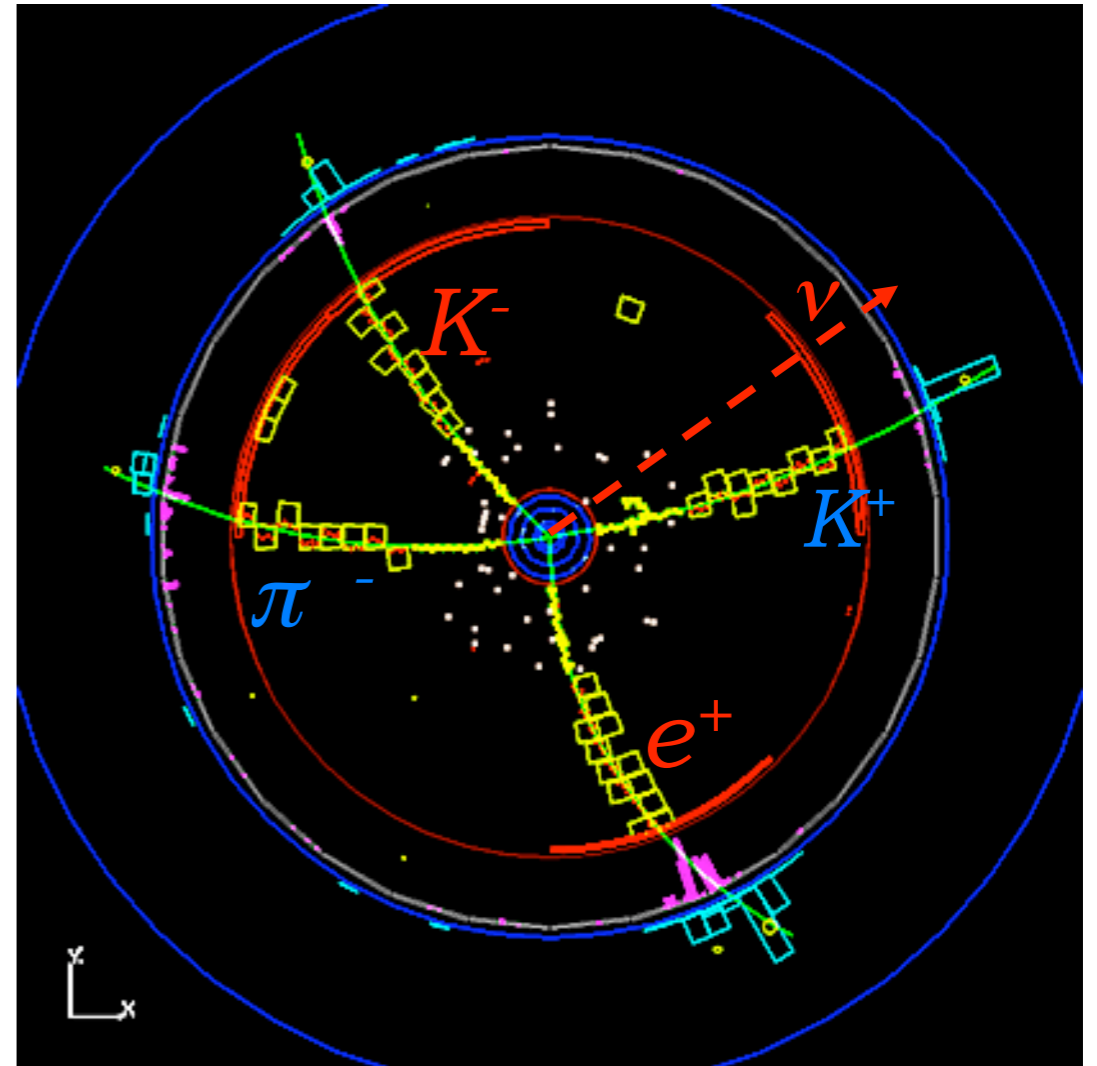
CLEO-c Data Sets/Outline

- Two data sets of primary interest for $D_{(s)}$ leptonic and semileptonic decays
 - 818 pb^{-1} taken at $E_{\text{cm}} = 3770 \text{ MeV}$
 - $D \rightarrow (\mu, \tau) \nu$ results on entire data set
 - $D \rightarrow (\pi, K) e \nu$ results on 281 pb^{-1}
 - Omitted: $D \rightarrow (\eta, \eta', \Phi) e \nu$ (arXiv:0802.4222 [hep-ex])
 - 586 pb^{-1} taken at $E_{\text{cm}} = 4170 \text{ MeV}$: peak D_s production cross section in the form of $D_s D_s^*$
 - Preliminary $D_s \rightarrow (\mu, \tau) \nu$ ($\tau \rightarrow \pi \nu$) using $\sim 400 \text{ pb}^{-1}$
 - $D_s \rightarrow \tau \nu$ ($\tau \rightarrow e \nu \nu$) using $\sim 300 \text{ pb}^{-1}$
 - Preliminary Exclusive D_s semileptonic BF's using $\sim 300 \text{ pb}^{-1}$



D Tagging Technique

- At $E_{cm} = 3770$ MeV: pure two-body production of $D\bar{D}$
- Fully reconstruct one D as a “tag”
 - provides four-momentum of “signal D” -- enables clean reconstruction of final states with missing particles (neutrinos)
 - number of tags normalizes absolute branching fraction measurements
- At $E_{cm} = 4170$ MeV: production is $D_s\bar{D}_s^*$
 - similar strategy, but slight complication from extra γ



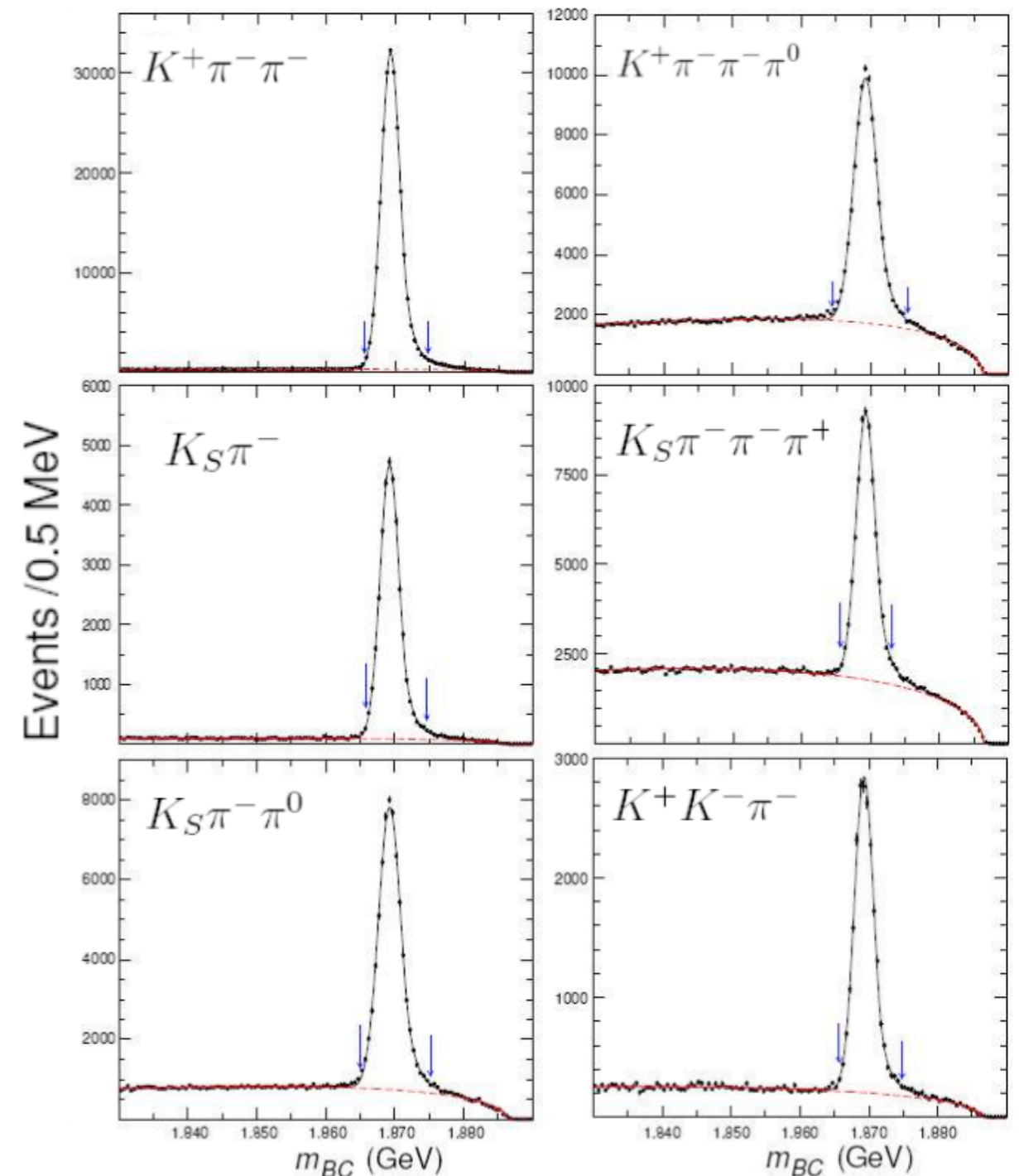
tag D's using:

$$M_{bc} = \sqrt{E_{beam}^2/c^4 - |\vec{p}_D|^2/c^2}$$

D \rightarrow (μ, τ) ν Strategy

- Fully reconstruct one D
- Require only one additional track and no additional photons with $E > 250$ MeV
- Separate sample based on signal track energy in calorimeter (E_{cc})
 - $E_{cc} < 300$ MeV: efficiency 99% (muons) and 55% (pions)
 - $E_{cc} > 300$ MeV: efficiency 1% (muons) and 45% (pions)
- Plot missing-mass squared (MM^2) for each sample
 - $D \rightarrow \mu\nu$ (peak at zero)
 - $D \rightarrow \tau\nu$; $\tau \rightarrow \pi\nu$ (broader structure near zero)

Tag Modes



D → (μ, τ)ν Results

- Fitting shapes:
 - μν, τν (signal) : from MC
 - K⁰π⁺: from data using double tag DD events where both D decays to charged Kπ
 - π⁺π⁰ and Other bkg: from MC

When τ⁺ ν / μ⁺ ν is fixed to SM ratio

$$149.7 \pm 12.0 \mu^+ \nu; 25.8 \tau^+ \nu$$

$$\text{BF}(D \rightarrow \mu \nu) = (3.82 \pm 0.32 \pm 0.09) \times 10^{-4}$$

$$f_{D^+} = (205.8 \pm 8.5 \pm 2.5) \text{ MeV}$$

When τ⁺ ν / μ⁺ ν is allowed to float

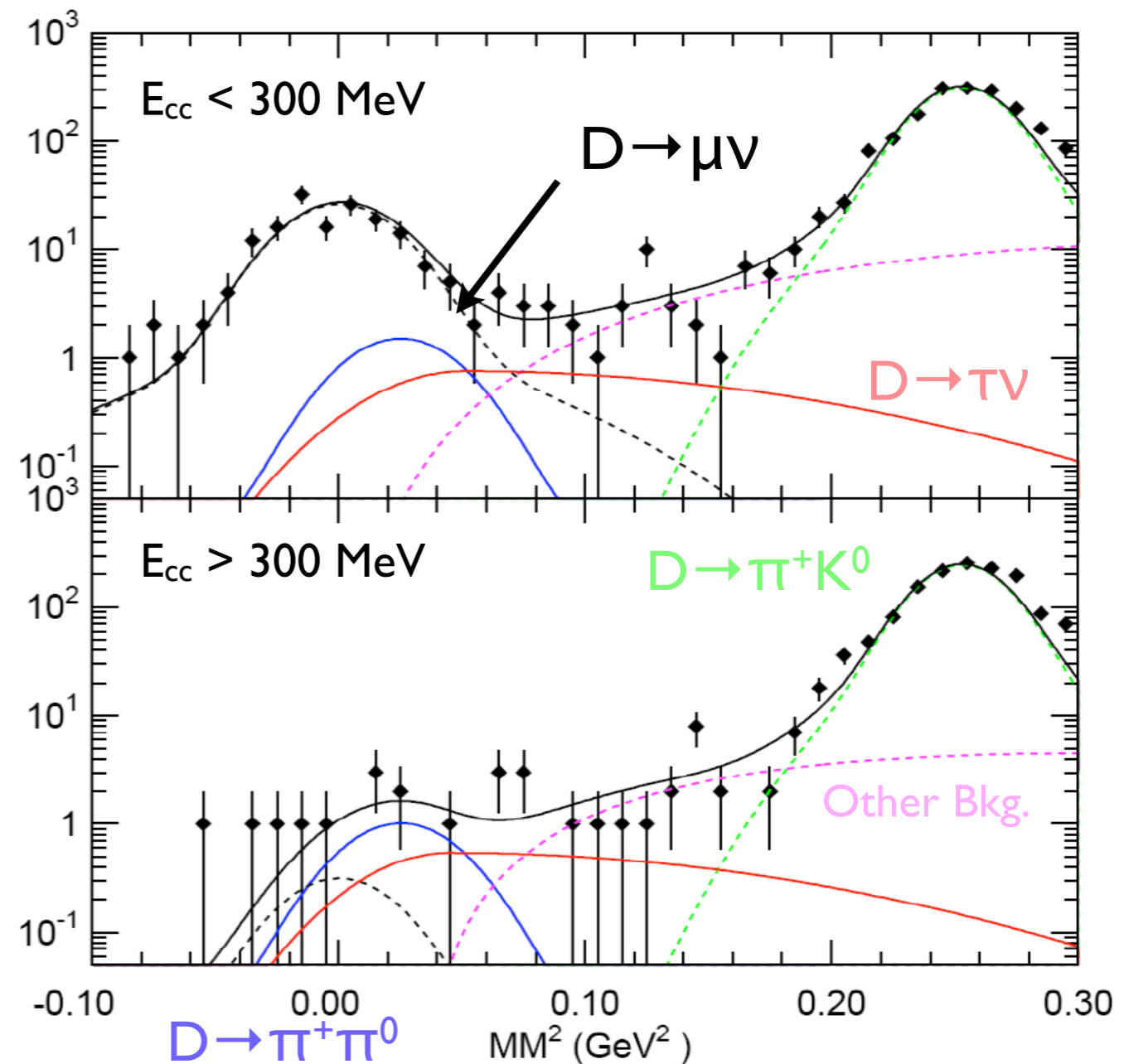
$$153.9 \pm 13.5 \mu^+ \nu; 13.5 \pm 15.3 \tau^+ \nu$$

$$\text{BF}(D \rightarrow \mu \nu) = (3.93 \pm 0.35 \pm 0.10) \times 10^{-4}$$

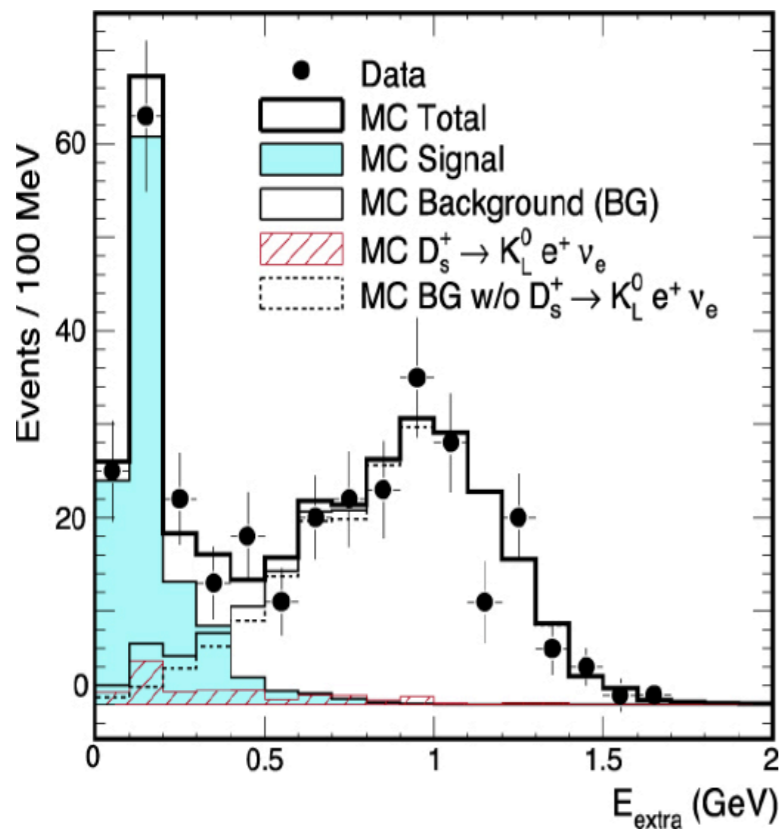
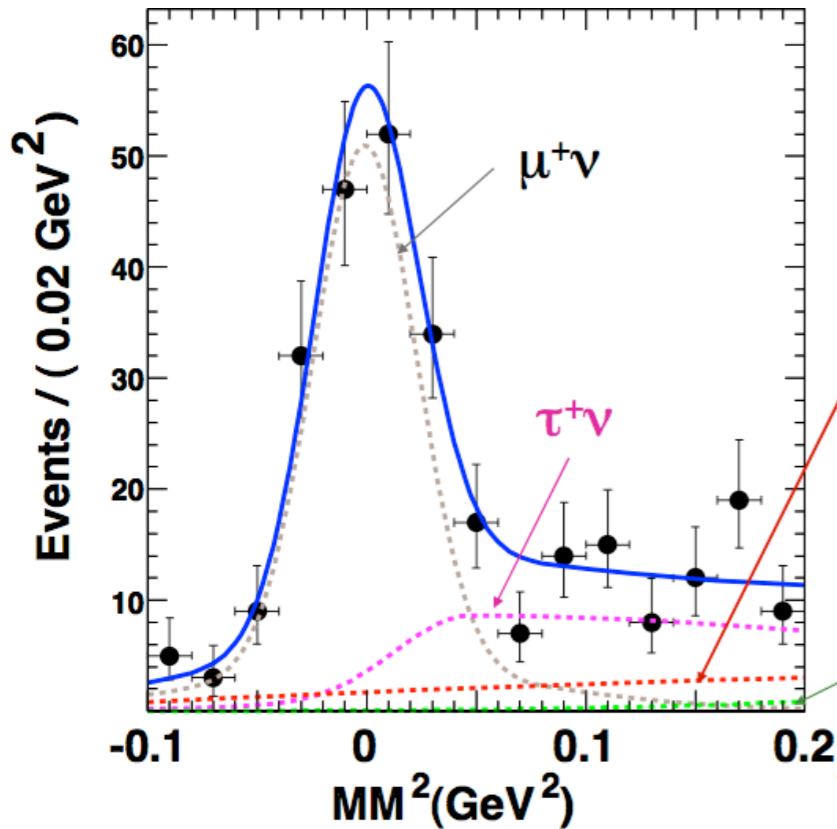
$$f_{D^+} = (207.6 \pm 9.3 \pm 2.5) \text{ MeV}$$

(includes 1% radiative correction)

PRD 78, 052003 (2008)



$D_s \rightarrow (\mu, \tau) \nu$ Strategy



PRL 100, 161801 (2008)

Background
 D_s sidebands

Extra background
from real D_s^+ ,
mainly 3-body

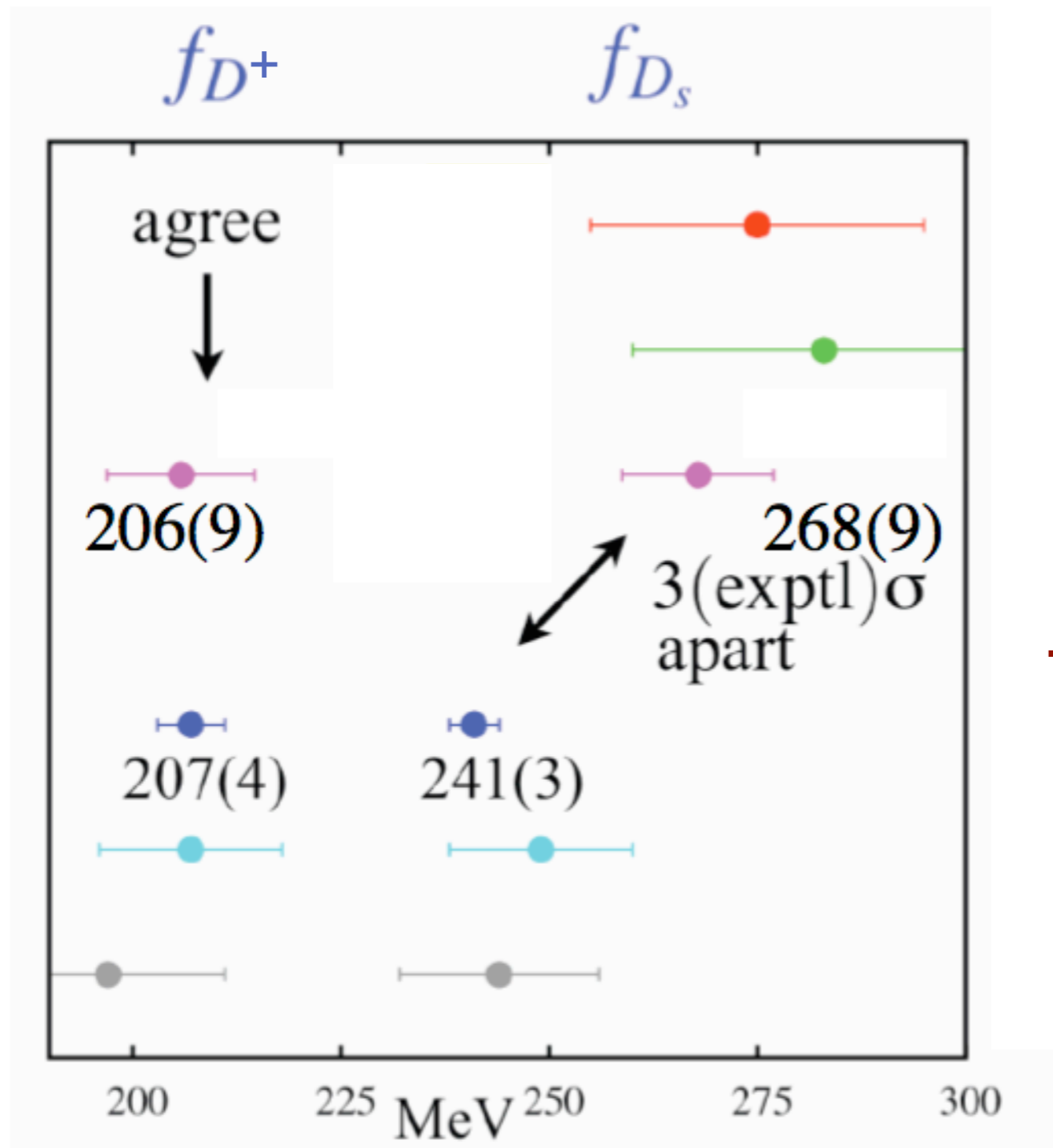
- Employ D_s tagging at $E_{cm} = 4170$ MeV
- Two complementary analyses provide sensitivity to $\tau \rightarrow \pi \nu$ and $\tau \rightarrow e \nu \nu$
 - single track against the tag ($\tau \rightarrow \pi \nu$)
 - separate based on E_{cc} and fit two simultaneously (similar to $D \rightarrow \mu \nu$)
 - E_{cc} separation provides discrimination between $\tau \nu$ and $\mu \nu$
 - identify electron ($\tau \rightarrow e \nu \nu$)
 - select signal based on extra energy in the calorimeter
 - backgrounds from D_s semileptonic decays
- Consistent results

$D_s \rightarrow (\mu, \tau)\nu$ and f_{D_s} Summary

Mode	BF (%)	f_{D_s} (MeV)	
(1) $\mu\nu + \tau\nu$ (fix SM ratio)	$BF^{\text{eff}}(D_s \rightarrow \mu\nu) = (0.613 \pm 0.044 \pm 0.020)$	$268.2 \pm 9.6 \pm 4.4$	(Preliminary)
(2) $\mu\nu$ only	$BF(D_s \rightarrow \mu\nu) = (0.600 \pm 0.054 \pm 0.020)$	$265.4 \pm 11.9 \pm 4.4$	
(3) $\tau\nu, \tau \rightarrow \pi\nu$	$BF(D_s \rightarrow \tau\nu) = (6.1 \pm 0.9 \pm 0.2)$	$271 \pm 20 \pm 4$	
(4) $\tau\nu, \tau \rightarrow e\nu\nu$	$BF(D_s \rightarrow \tau\nu) = (6.17 \pm 0.71 \pm 0.36)$	$273 \pm 16 \pm 8$	(PRL 100, 161801)
CLEO Average of (1) & (4)	Rad. corr.	$269.4 \pm 8.2 \pm 3.9$ $267.9 \pm 8.2 \pm 3.9$	(Preliminary)

The current CLEO measurement in the context of the standard model.

$D_{(s)}$ Decay Constant Summary



Belle (63% of current data)
PRL 100, 241801 (2008)

BaBar (47% of data)
PRL 98, 141801 (2007)

CLEO-c (~50% of data)
Preliminary f_{D_s}
PRD 78, 052003 (2008)
PRL 100, 161801 (2008)

HPQCD HISQ
PRL 100, 062002 (2008)

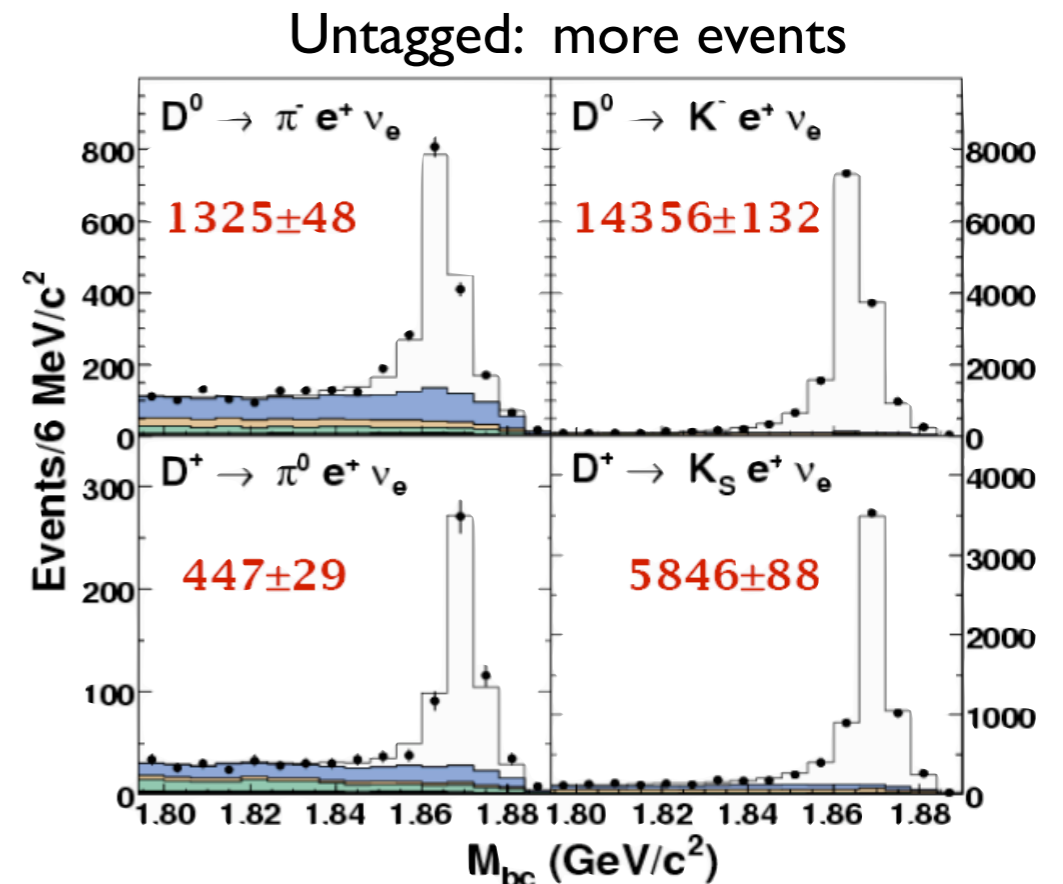
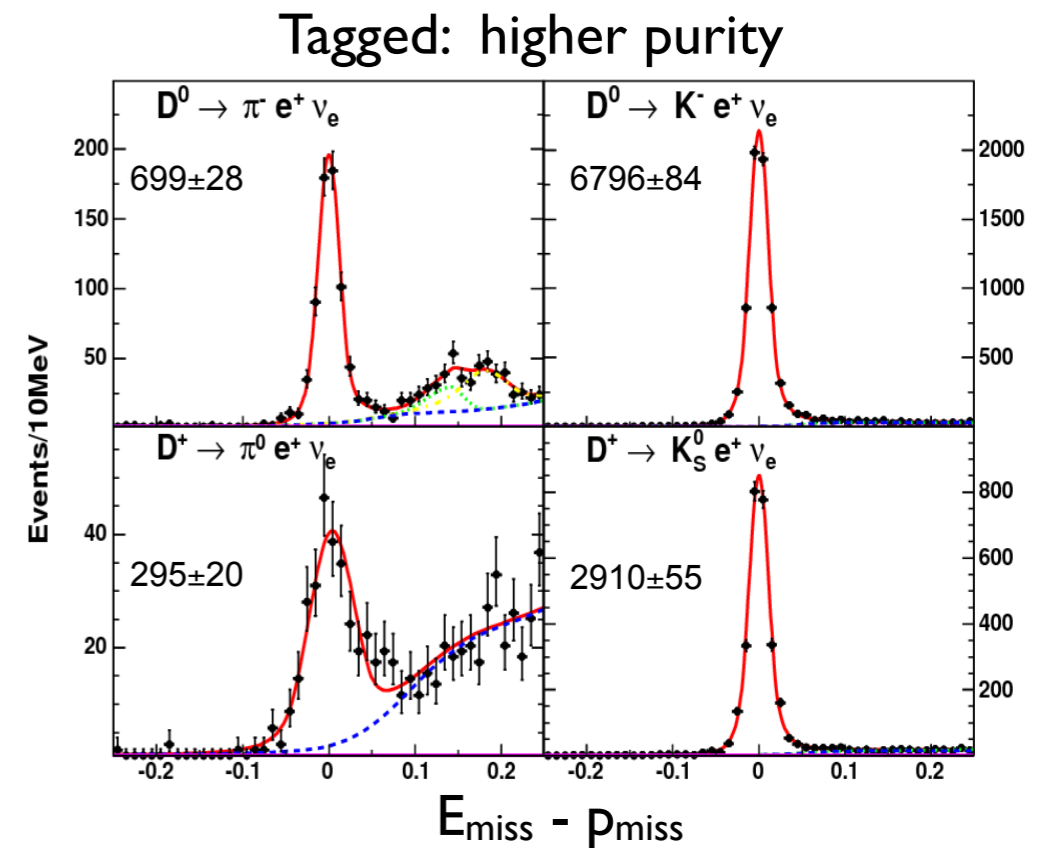
FNAL MILC (u,d,s)
Preliminary (LAT08)

ETMC (u,d)
Preliminary (LAT08)

experiment
.....
theory

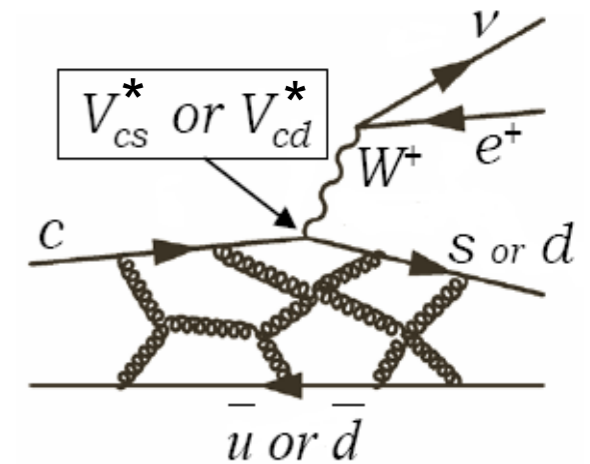
D Semileptonic

- Goal: precision measurement of rates and decay form factors
- measure absolute branching fraction in bins of q^2
- For $D \rightarrow (\pi, K) e \nu$, two complementary CLEO analyses:
 - “tagged”: tag one D, require that the other D be consistent with signal SL decay (arXiv:0810.3878 [hep-ex])
 - “untagged”: reconstruct neutrino from missing 4-mom. and exclusively reconstruct D SL decay (PRL 100, 251802 (2008))
- Tagging fraction $\sim 25\%$; results are correlated; average accounts for correlations



Form Factors

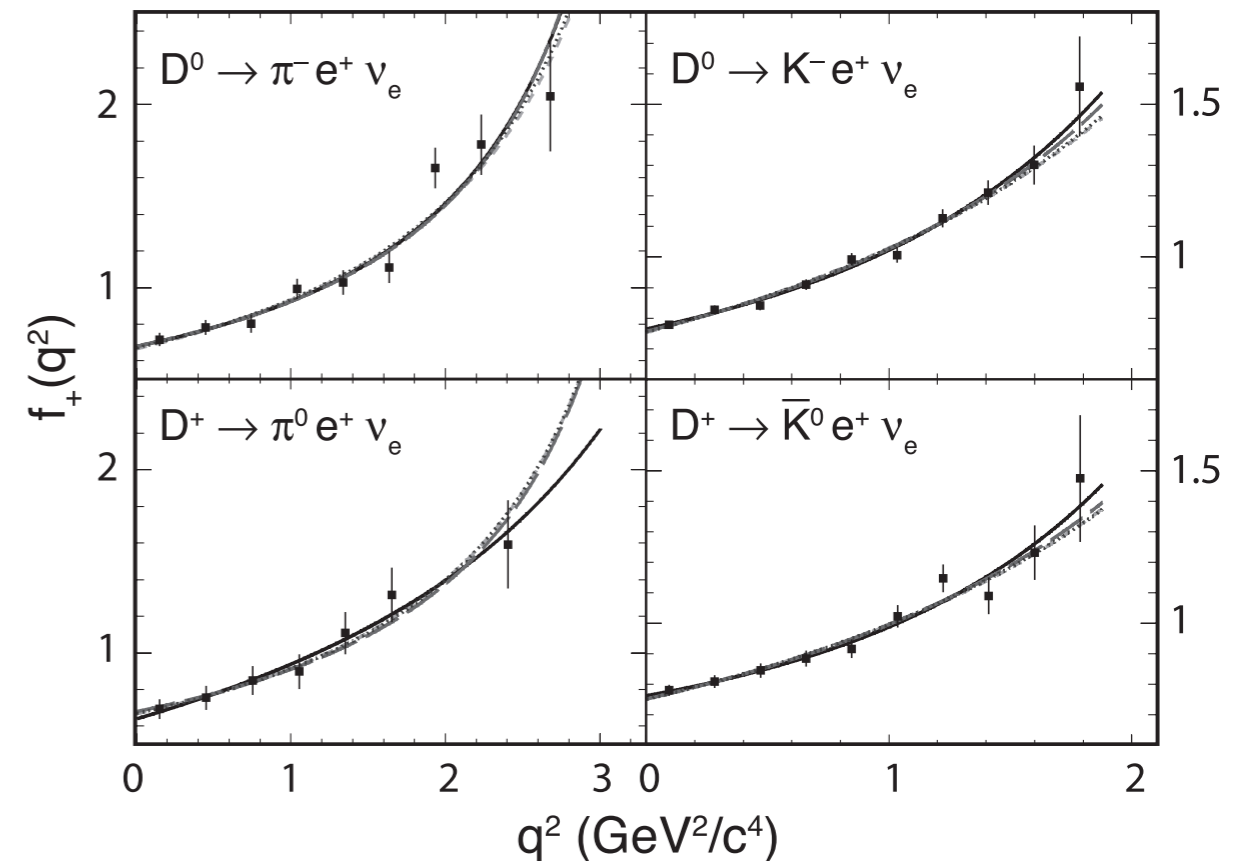
$$\frac{d\Gamma(D \rightarrow K(\pi) e \nu)}{dq^2} = \frac{G_F^2 |V_{cs(cd)}|^2 P_{K(\pi)}^3}{24\pi^3} |f_+(q^2)|^2, \text{ where } q^2 \equiv M^2(e\nu)$$



- Strong physics is buried in the form factors
- Divide out phase space momentum dependence to expose the form-factor
- Expect a pole around $M(D_{(s)}^*)^2$
- Need a method of parametrizing the form factor for comparison to theory predictions

CLEO-c (tagged)

0120708-006a



Form Factor Parameterization

$$f_+(q^2) = \frac{f_+(0)}{\left(1 - \frac{q^2}{M_{\text{pole}}^2}\right)} \quad f_+(q^2) = \frac{f_+(0)}{\left(1 - \frac{q^2}{M_{\text{pole}}^2}\right)\left(1 - \alpha \frac{q^2}{M_{\text{pole}}^2}\right)}$$

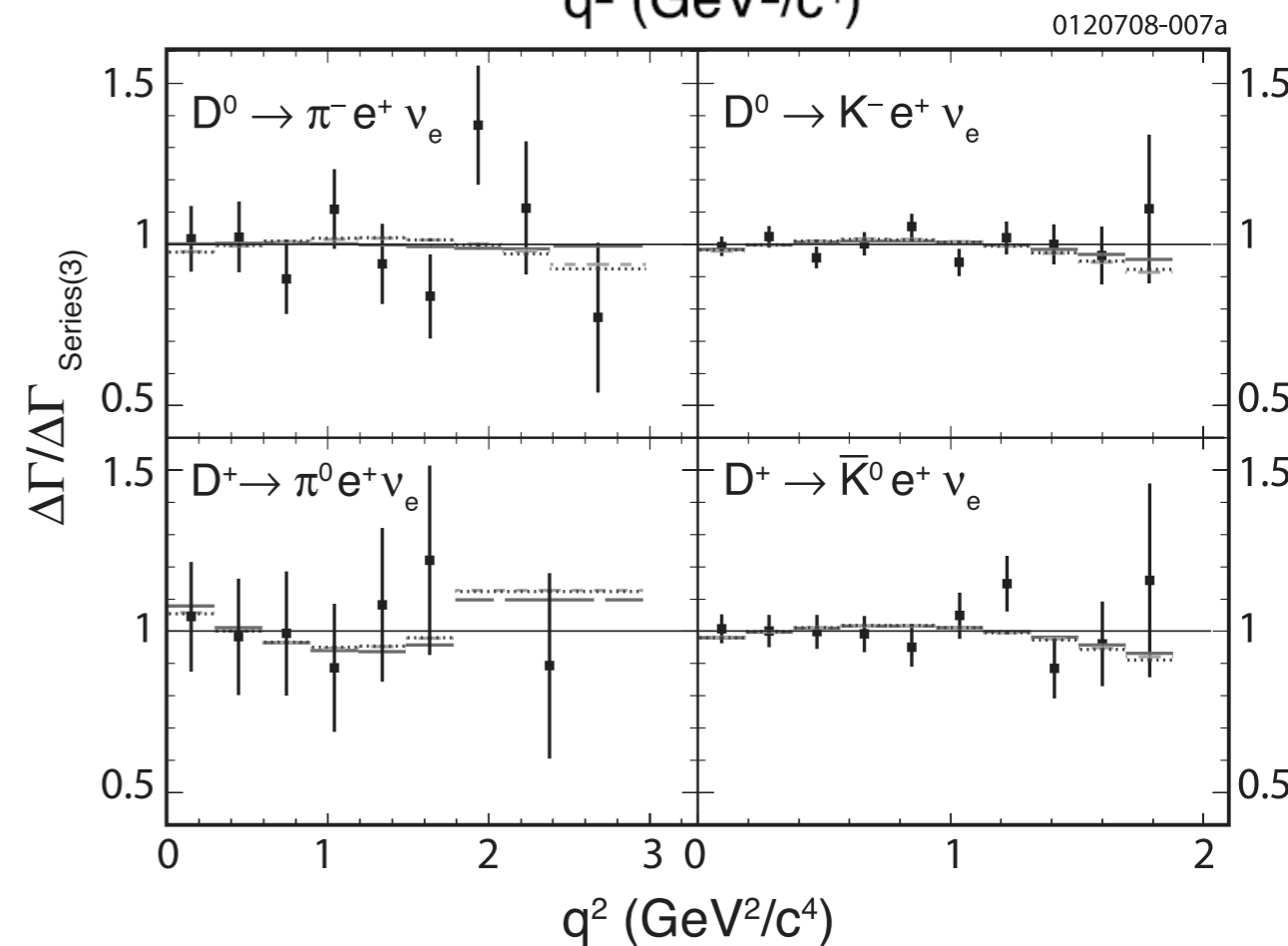
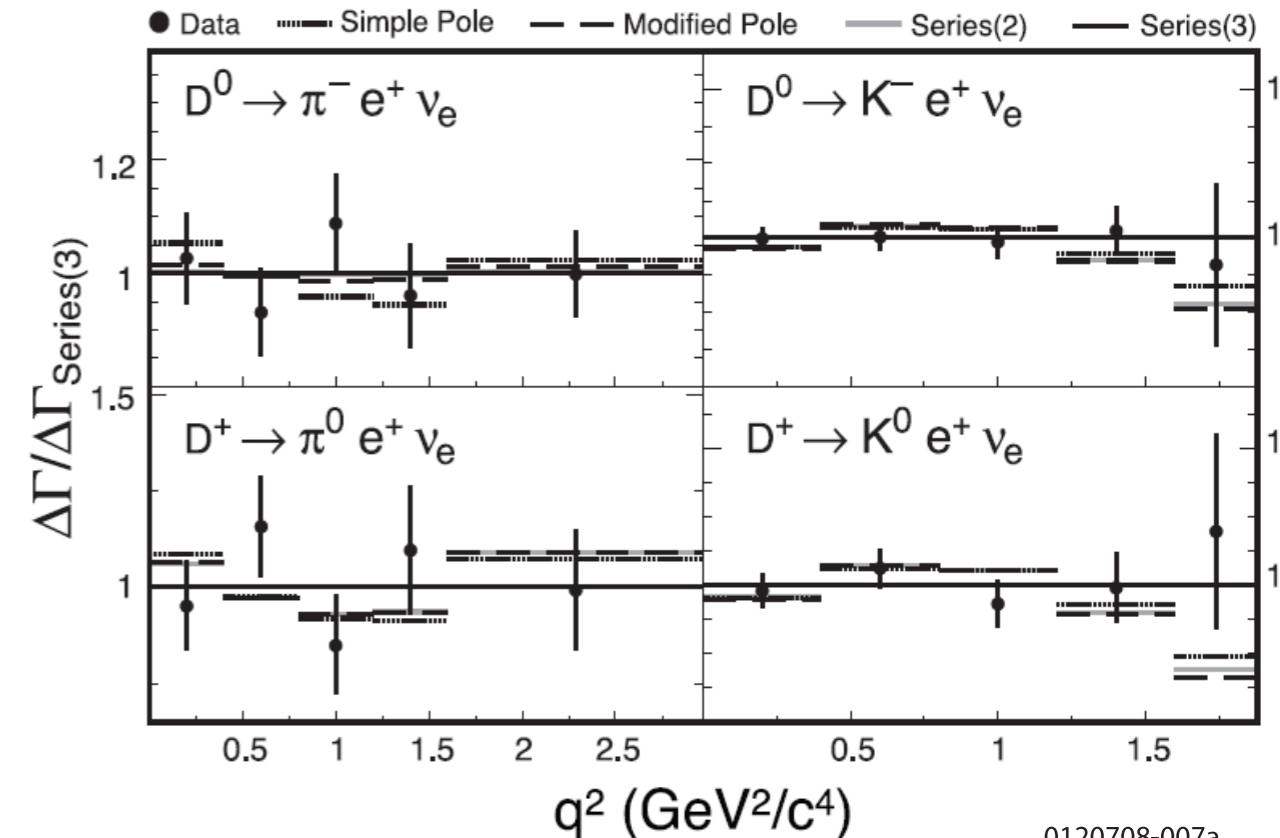
simple pole modified pole

$$f_+(q^2) = \frac{a_0}{P(q^2)\phi(q^2, t_0)} \left(1 + \sum_{k=1}^{\infty} a_k(t_0) z(q^2, t_0)^k\right)$$

model indep. series expansion
(Beecher and Hill, PLB 63, 61)

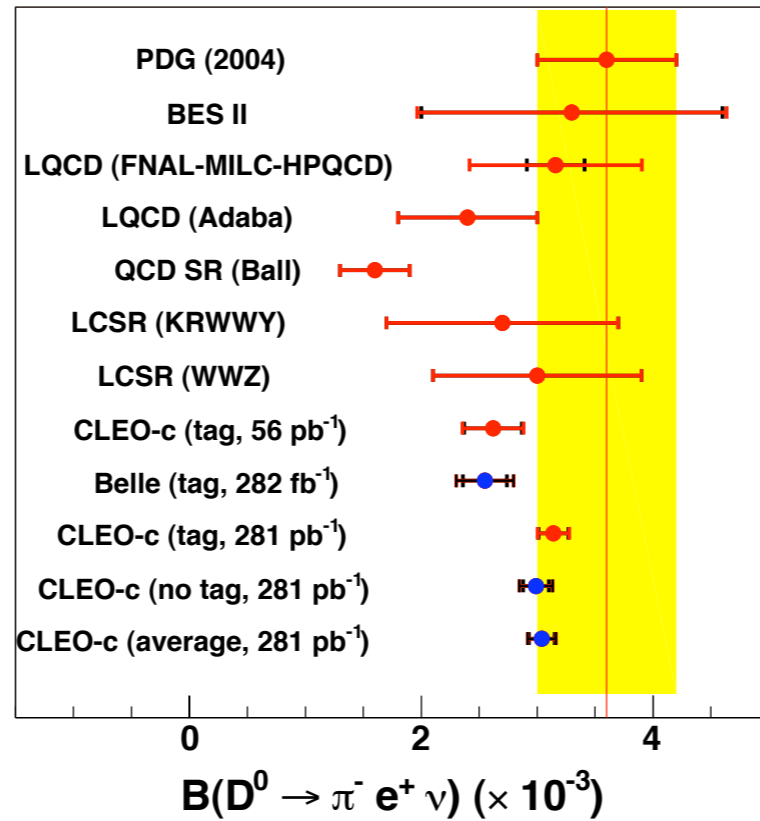
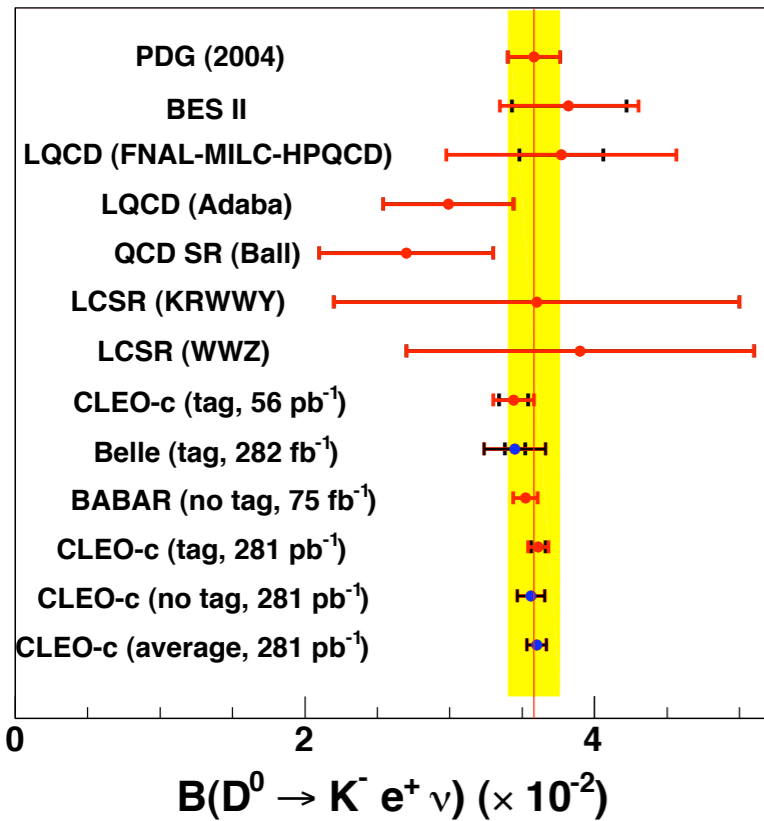
- With freely floating parameters, all parameterizations adequately describe data
- Pole models prefer a pole mass inconsistent with $M(D_{(s)}^*)$
- Tables of average values for form factor parameters in various parameterizations available: arXiv:0810.3878 [hep-ex]

Parameterization Comparison
untagged (top); tagged (bottom)



0120708-007a

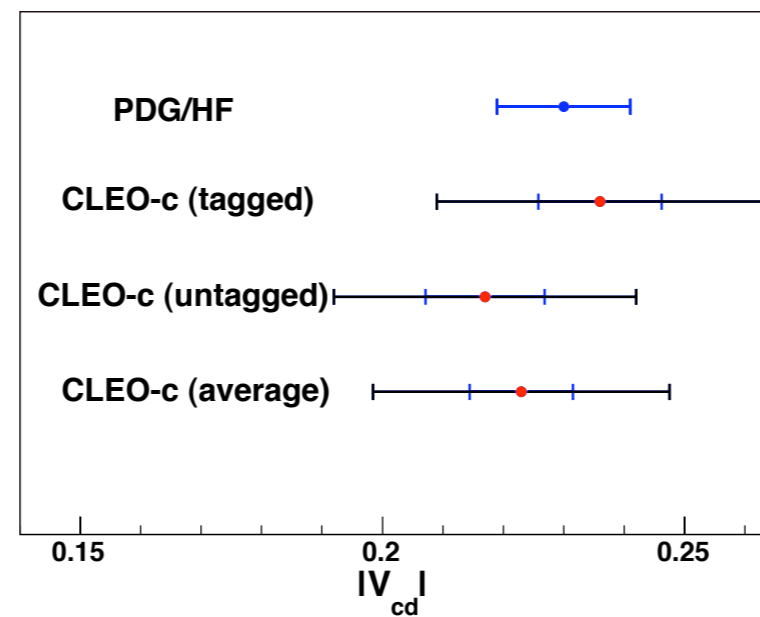
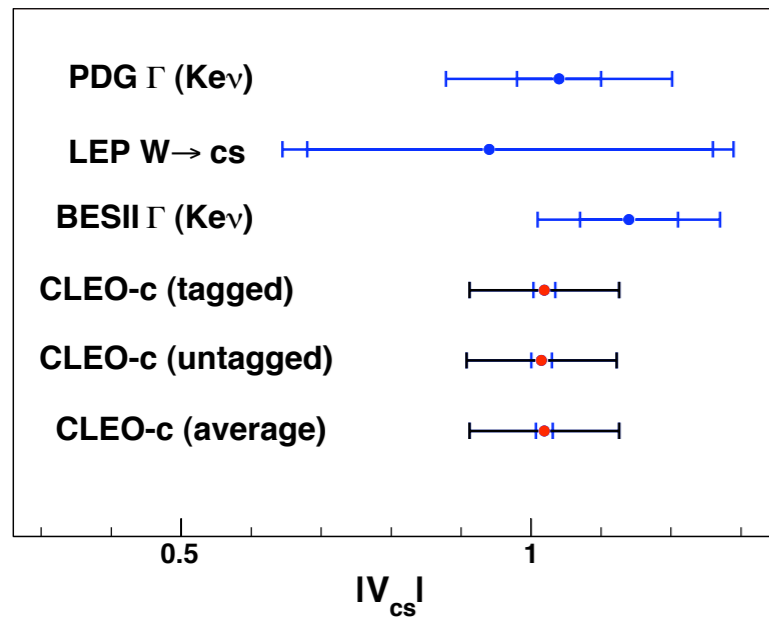
D → (π, K) e ν Summary



Branching Fractions [%]

	Tagged	Untagged	Average
$\pi^- e^+ \nu_e$	0.308(13)(4)	0.299(11)(8)	0.304(11)(5)
$\pi^0 e^+ \nu_e$	0.379(27)(23)	0.373(22)(13)	0.378(20)(12)
$K^- e^+ \nu_e$	3.60(5)(5)	3.56(3)(9)	3.60(3)(6)
$\bar{K}^0 e^+ \nu_e$	8.87(17)(21)	8.53(13)(23)	8.69(12)(19)

- Tagged and untagged results from CLEO-c are beautifully consistent
- Both represent most precise measurements
- Partial widths to charged and neutral states are consistent with what is expected from isospin symmetry



arXiv:0810.3878 [hep-ex] (PRD, submitted)

$D_s \rightarrow X_{\text{exc}} e \nu$

- Similar to $D_s \rightarrow \mu \nu$: tag; reconstruct visible parts of signal; plot MM^2
- First absolute branching fraction measurements for D_s decay

$$\mathcal{B}(D_s^+ \rightarrow \phi e^+ \nu_e) = (2.290 \pm 0.371 \pm 0.118)\%$$

$$\mathcal{B}(D_s^+ \rightarrow \eta e^+ \nu_e) = (2.314 \pm 0.268 \pm 0.119)\%$$

$$\mathcal{B}(D_s^+ \rightarrow \eta' e^+ \nu_e) = (0.843 \pm 0.310 \pm 0.043)\%$$

$$\mathcal{B}(D_s^+ \rightarrow K^0 e^+ \nu_e) = (0.370 \pm 0.101 \pm 0.019)\%$$

$$\mathcal{B}(D_s^+ \rightarrow K^{*0} e^+ \nu_e) = (0.179 \pm 0.066 \pm 0.008)\%$$

$$\mathcal{B}(D_s^+ \rightarrow f_0 e^+ \nu_e) = (0.241 \pm 0.067 \pm 0.011)\%$$

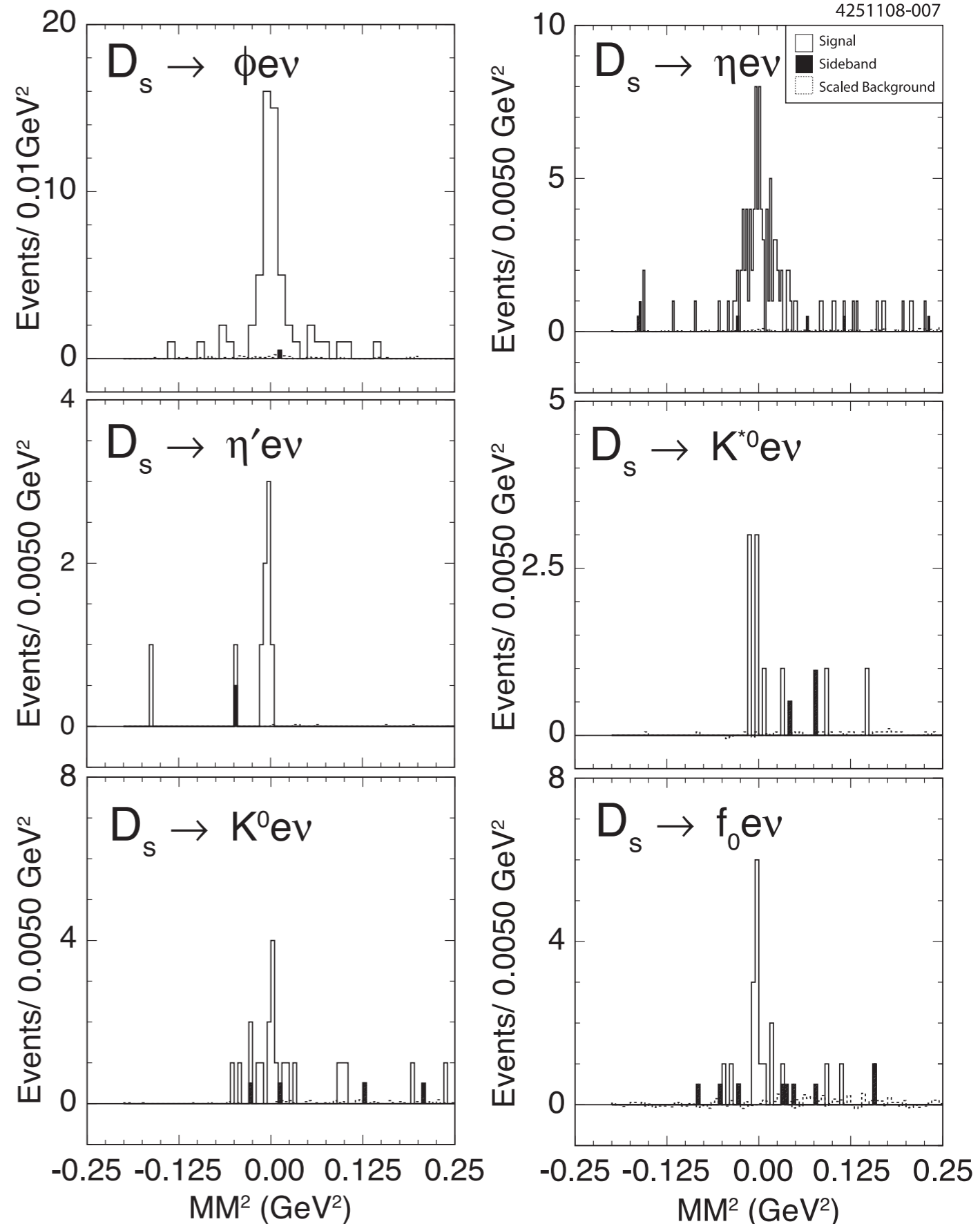
CLEO Preliminary

Interesting observation:

Sum of all BF's is about 20% less than inclusive

SL rate obtained by assuming

$$\Gamma(D \rightarrow X_{\text{incl}} e \nu) = \Gamma(D_s \rightarrow X_{\text{incl}} e \nu)$$



Summary and Outlook

- D and D_s Leptonic
 - Final CLEO-c results for f_{D^+} : excellent agreement with lattice predictions
 - Results for f_{D_s} using approximately 1/2 of final data set: 3σ discrepancy with HPQCD HISQ lattice calculations
 - Expect updated results from CLEO with full data set soon
- D Semileptonic
 - Most precise measurements of $D \rightarrow (\pi, K) e \nu$ using two techniques and approximately 1/3 of CLEO data
 - Working on updates with full data set
- D_s Semileptonic
 - First absolute branching fraction measurements using 1/2 total data set

