
Leptonic Decays: Measurements of f_{D^+} & f_{D_s}

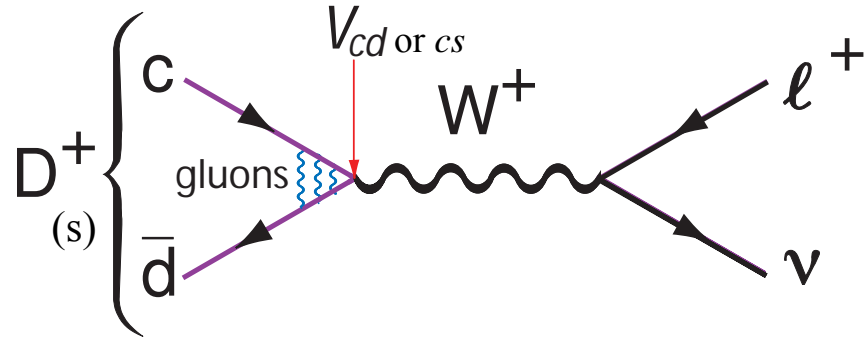
Sheldon Stone
Syracuse University



Leptonic Decays: $D \rightarrow \ell^+ \nu$

c and \bar{q} can annihilate, probability is proportional to wave function overlap

Standard Model
decay diagram:



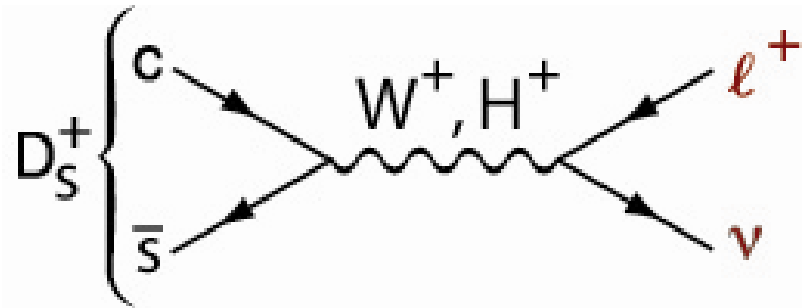
In general for all pseudoscalars:

$$\Gamma(P^+ \rightarrow \ell^+ \nu) = \frac{1}{8\pi} G_F^2 f_P^2 m_\ell^2 M_P \left(1 - \frac{m_\ell^2}{M_P^2}\right)^2 |V_{Qq}|^2$$

Calculate, or measure if V_{Qq} is known, here take $V_{cd} = V_{us} = 0.2256$,
 $V_{cs} = V_{ud} = 0.9742$

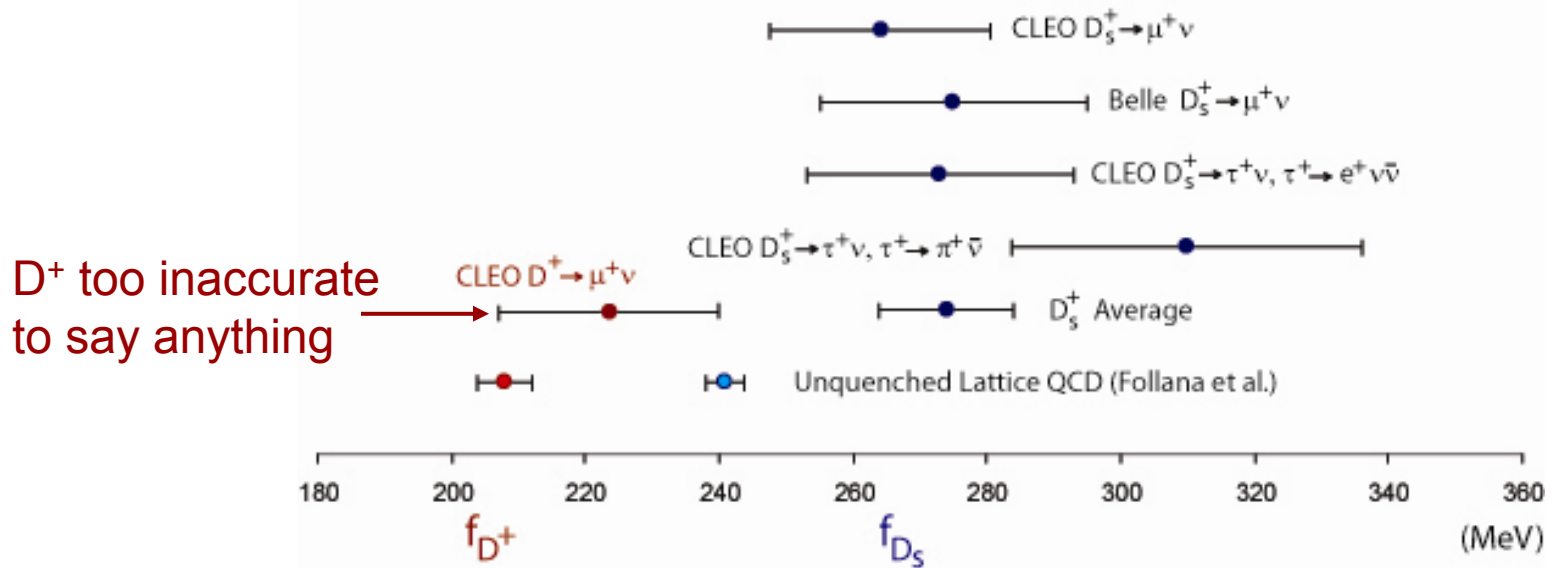
A Window to New Physics?

- Besides the obvious interest in comparing with Lattice & other calculations of f_p there are NP possibilities
- CLEO's previous measurement of f_{D_s} + Belle's (see Rosner & Stone arXiv:0802.1043) give $f_{D_s} = 274 \pm 10$ MeV as compared with 241 ± 3 MeV 2+1 unquenched lattice QCD calculation of Follana et.al (PRL 100, 062002 (2008))
- Dobrescu & Kronfeld (arXiv:0803.0512) argue that this can well be the effect of NP, either charged Higgs (their own model) or leptoquarks
- CLEO's previous measurement of f_{D^+} was too inaccurate to challenge Follana et al., theory 207 ± 4 versus 223 ± 17 MeV (CLEO)



Possibilities

- Experiment is wrong: unlikely CLEO measures both $\mu^+\nu$ & $\tau^+\nu$, & Belle measures $\mu^+\nu$. Though average is 3.3σ away, could be a weird fluctuation



- Theory is wrong: very possibly, but Kronfeld is member of competing lattice group
- Both are right: NP is responsible

New Physics Possibilities

- Ratio of leptonic decays could be modified e.g. in Standard Model

$$\frac{\Gamma(P^+ \rightarrow \tau^+ \nu)}{\Gamma(P^+ \rightarrow \mu^+ \nu)} = m_\tau^2 \left(1 - \frac{m_\tau^2}{M_P^2}\right)^2 / m_\mu^2 \left(1 - \frac{m_\mu^2}{M_P^2}\right)^2$$

- If H^\pm couple proportional to $M^2 \Rightarrow$ no effect

See Hewett [hep-ph/9505246] & Hou, PRD 48, 2342 (1993).

CLEO's Technique for $D^+ \rightarrow \mu^+ \nu$

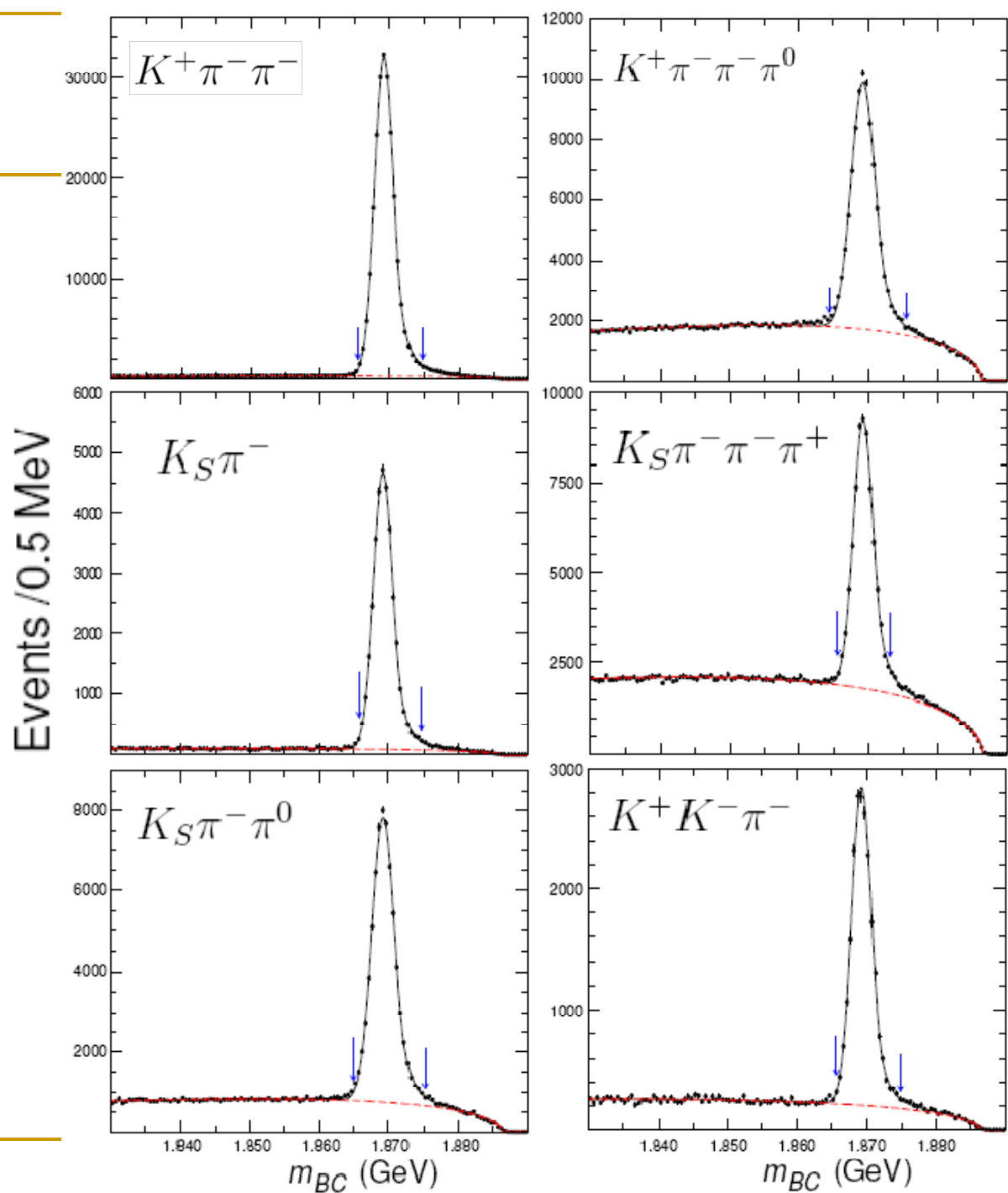
- Fully reconstruct a D^- , and count total # of tags
- Seek events with only one additional oppositely charged track within $|\cos\theta| < 0.9$ & no additional photons > 250 MeV (to veto $D^+ \rightarrow \pi^+ \pi^0$)
- Charged track must deposit only minimum ionization in calorimeter [< 300 MeV: case (i)]
- Compute MM^2 . If close to zero then almost certainly we have a $\mu^+ \nu$ decay.

$$MM^2 = (E_{D^+} - E_{\ell^+})^2 - (\vec{p}_{D^+} - \vec{p}_{\ell^+})^2$$

We know $E_{D^+} = E_{\text{beam}}$, $\mathbf{p}_{D^+} = -\mathbf{p}_{D^-}$

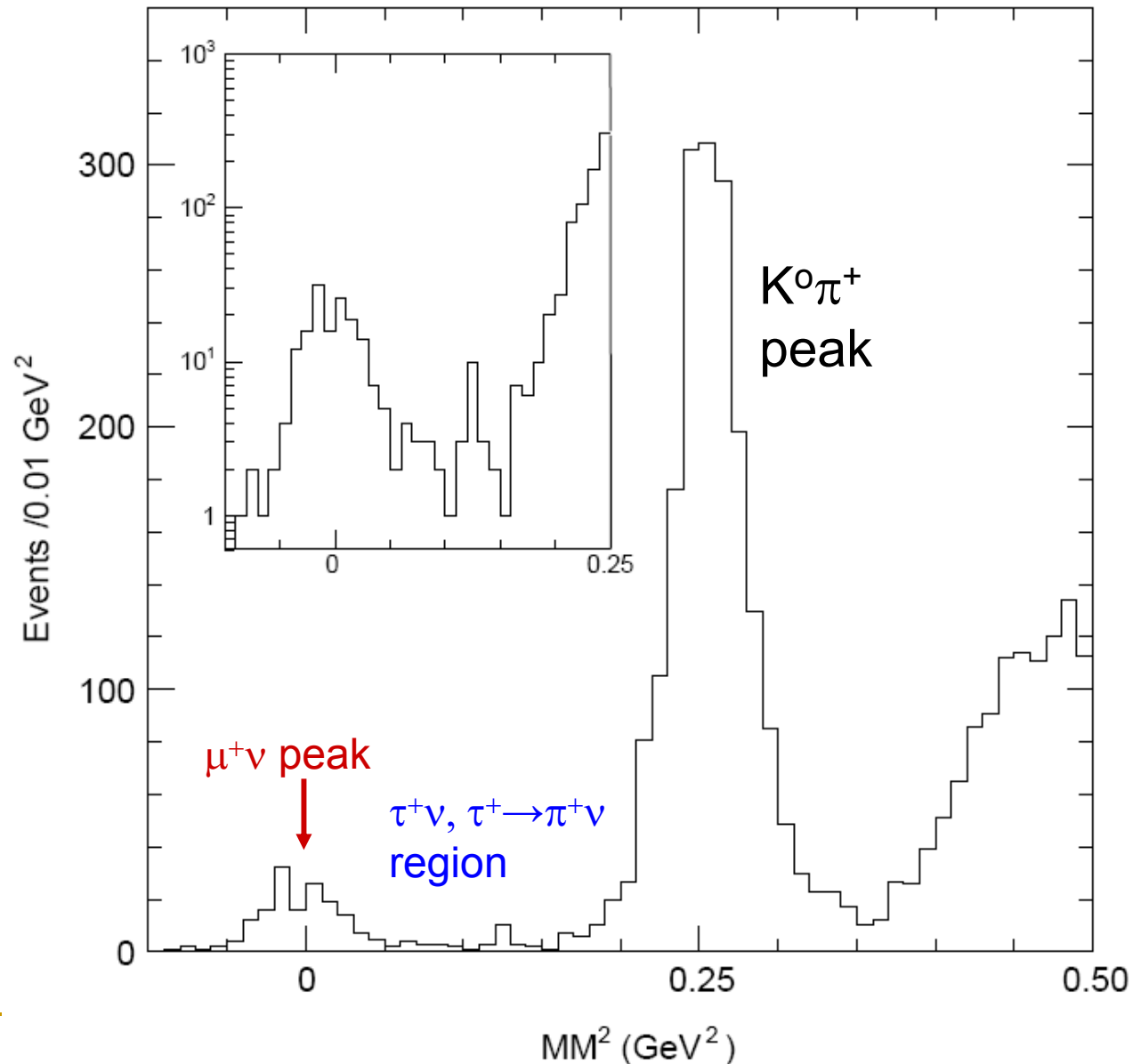
Tags

- Total of 460,000
- Background 89,400



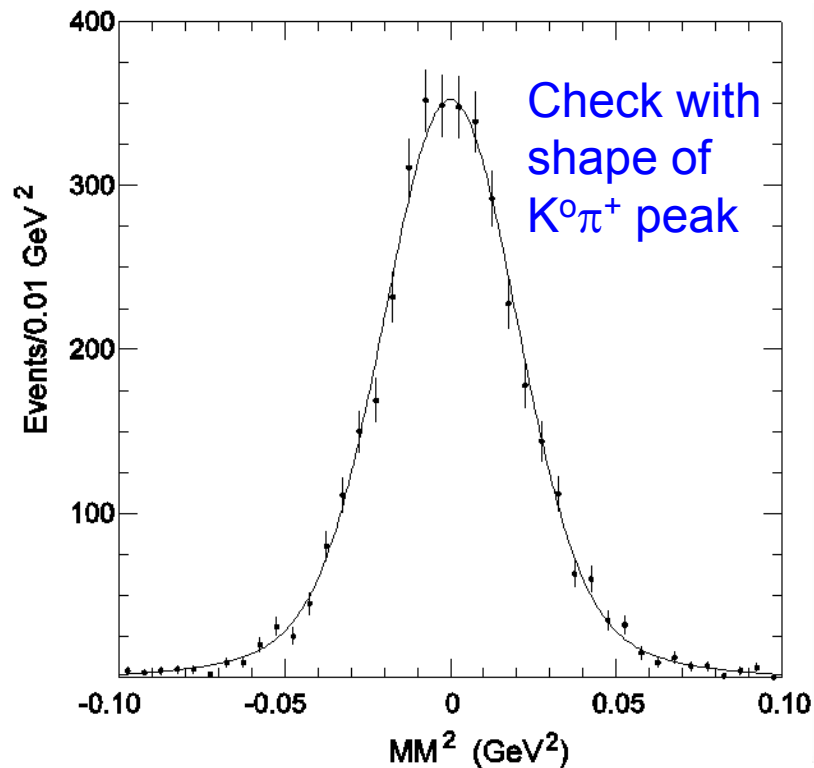
The MM^2 Distribution

- For $E < 300$ MeV in CsI

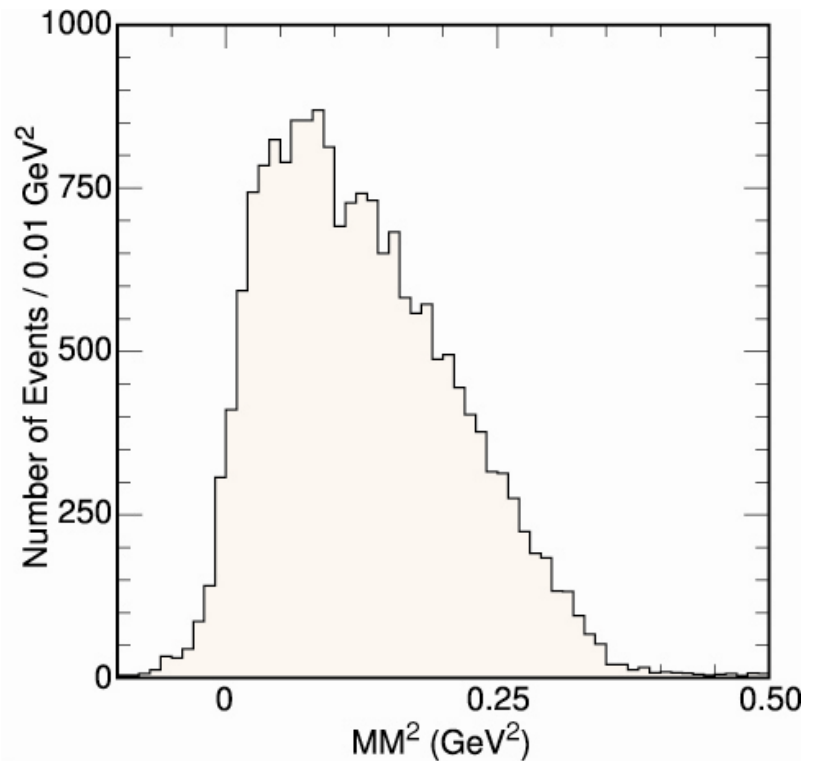


MM² Signal Shapes

$$MM^2 = (E_{Beam} - E_{\ell^+})^2 - (-\vec{p}_{D^-} - \vec{p}_{\ell^+})^2$$



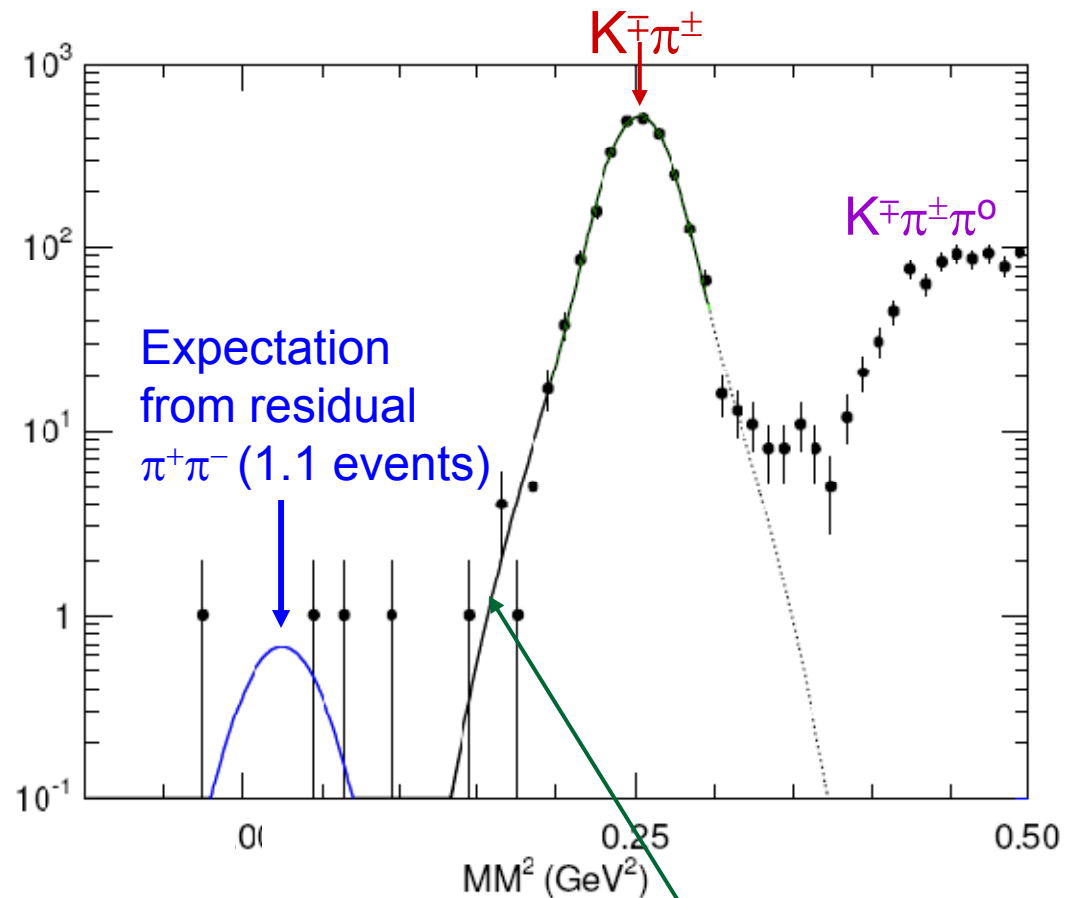
Monte Carlo Signal $\mu\nu$



Monte Carlo Signal $\tau\nu, \tau \rightarrow \pi\nu$

Model of $K^0\pi^+$ Tail

- Use double tag D^0 \bar{D}^0 events, where both $D^0 \rightarrow K^{\mp}\pi^{\pm}$
- Make loose cuts on 2nd D^0 so as not to bias distribution: require only 4 charged tracks in the event

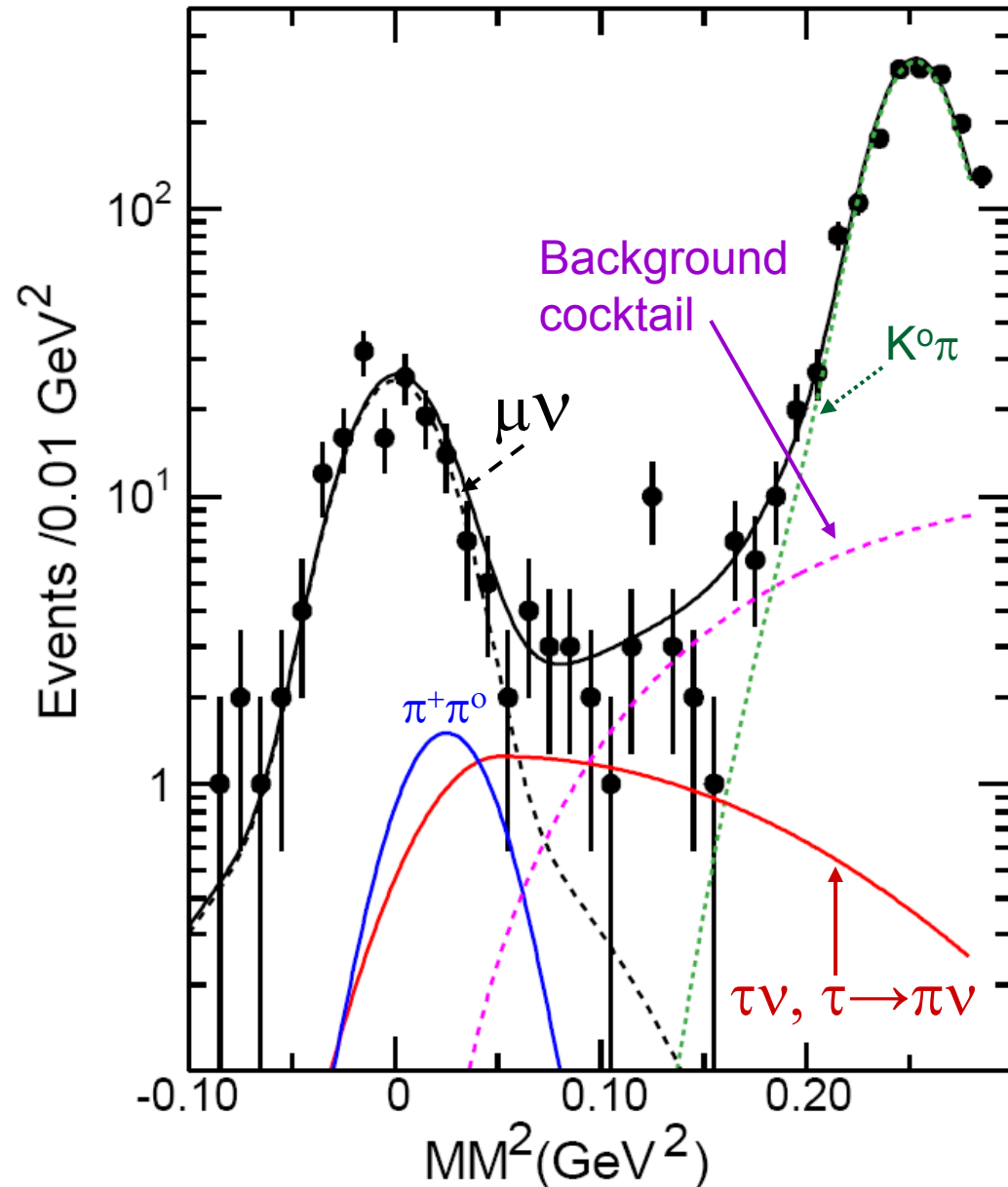


Computed ignoring charged kaon

Gives an excellent description of shape of low mass tail
“Extra” 1.3 event background in signal region

Fit MM^2 to sum of signal & bkgd

- Case(i) $E < 300$ MeV where $\tau^+\nu/\mu^+\nu$ is **fixed** to SM ratio
 - $149.7 \pm 12.0 \mu\nu$
 - $28.5 \tau\nu$
- Case(ii) $E < 300$ MeV where $\tau^+\nu/\mu^+\nu$ is allowed to **float**
 - $153.9 \pm 13.5 \mu\nu$
 - $13.5 \pm 15.3 \tau\nu$



Residual Backgrounds for $\mu\nu$

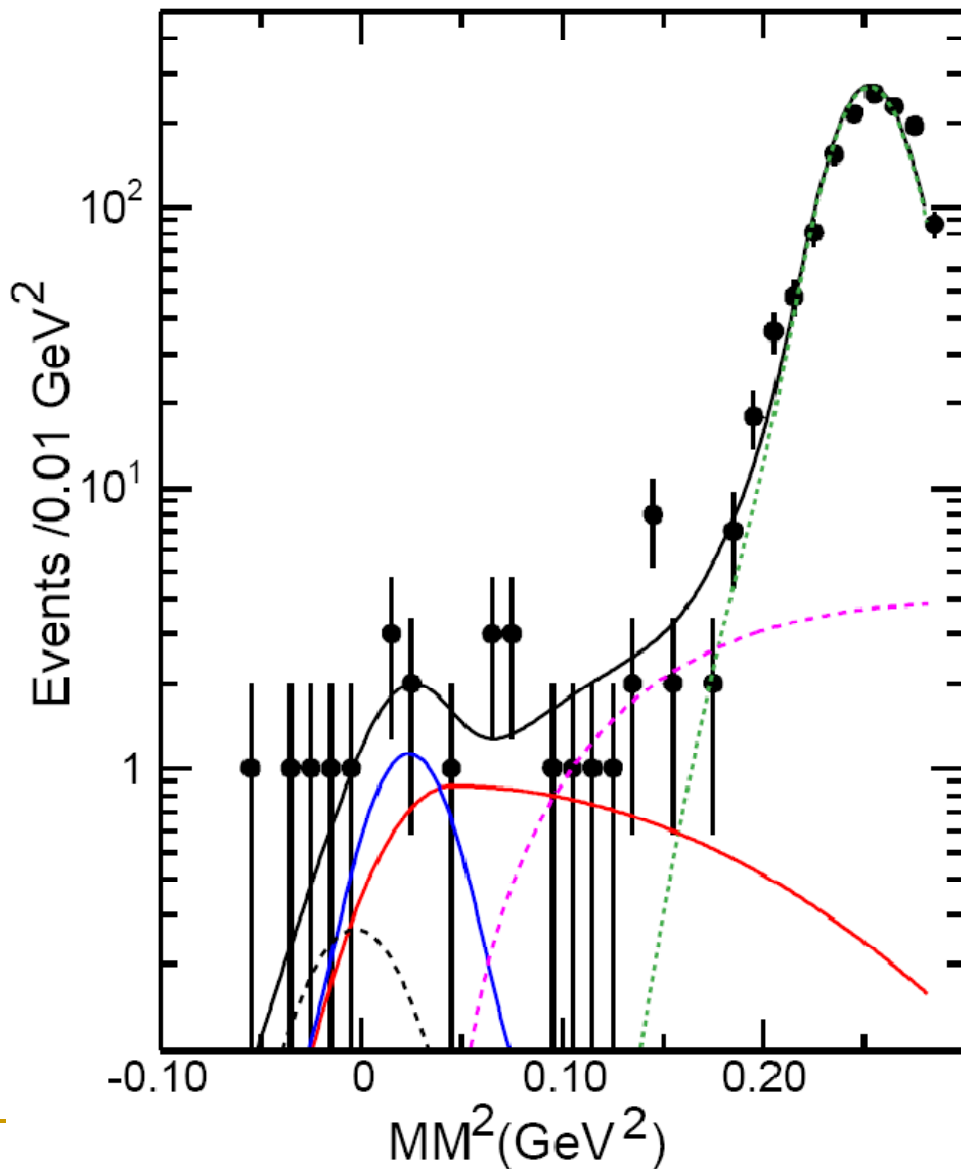
- Monte Carlo of Continuum, D^0 , radiative return and other D^+ modes, in $\mu\nu$ signal region

Mode	# of events
Continuum	0.8 ± 0.4
$\bar{K}^0 \pi^+$	1.3 ± 0.9
D^0 modes	0.3 ± 0.3
Sum	2.4 ± 1.0

- This we subtract off the fitted yields

Background Check

- Use case(ii) $E > 300$ MeV
- Fix $\tau\nu$ from case(i) $\mu\nu$.
- Consider signal region $|MM^2| < 0.05 \text{ GeV}^2$.
Expect $1.7 \mu\nu + 5.4 \pi^+\pi^0 + 4.0 \tau\nu = 11.1$
- Find 11 events
- Extra bkgnd = -0.1 ± 3.3 events



Systematic Errors

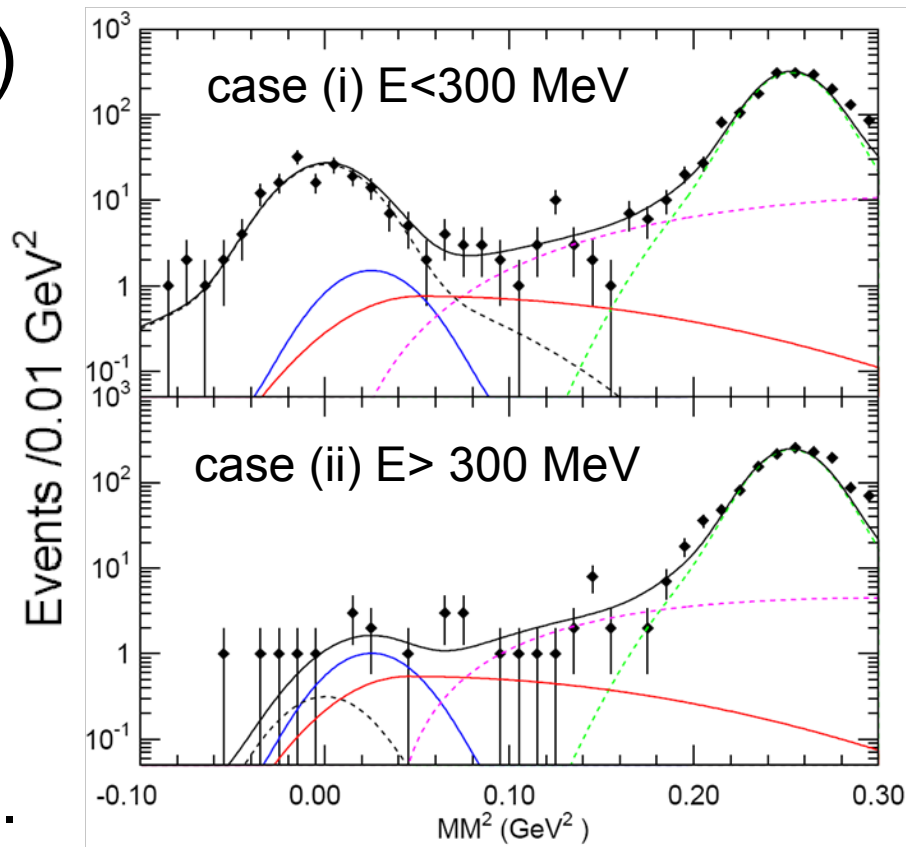
Source of Error	%
Finding the μ^+ track	0.7
Minimum ionization of μ^+ in EM cal	1.0
Particle identification of μ^+	1.0
MM ² width	0.2
Extra showers in event > 250 MeV	0.4
Background	0.7
Number of single tag D ⁺	0.6
Total	2.2

Branching Fractions & f_{D^+}

- Fix $\tau\nu/\mu\nu$ at SM ratio of 2.65
 - $\mathcal{B}(D^+ \rightarrow \mu^+ \nu) = (3.86 \pm 0.32 \pm 0.09) \times 10^{-4}$
 - $f_{D^+} = (206.7 \pm 8.5 \pm 2.5) \text{ MeV}$
 - This is best number in context of SM
- Float $\tau\nu/\mu\nu$
 - $\mathcal{B}(D^+ \rightarrow \mu^+ \nu) = (3.96 \pm 0.35 \pm 0.10) \times 10^{-4}$
 - $f_{D^+} = (208.5 \pm 9.3 \pm 2.5) \text{ MeV}$
 - This is best number for use with Non-SM models
- *These are preliminary numbers with 818 pb^{-1}*

Upper limits on $\tau\nu$ & $e\nu$

- Here we fit both case(i) & case(ii) constraining the relative $\tau\nu$ yield to the pion acceptance, 55/45.
- Find
 - $\mathcal{B}(D^+ \rightarrow \tau^+ \nu)$
 $< 1.2 \times 10^{-3}$, @ 90% c.l.
 - $\mathcal{B}(D^+ \rightarrow \tau^+ \nu) / 2.65 \mathcal{B}(D^+ \rightarrow \mu^+ \nu) < 1.2$ @ 90% c. l.
- Also $\mathcal{B}(D^+ \rightarrow e^+ \nu) < 8.8 \times 10^{-6}$, @ 90% c.l.



CP Violation

- D^+ tags $228,945 \pm 551$
- D^- tags $231,107 \pm 552$
- $\mu^- \nu$ events 64.8 ± 8.1
- $\mu^+ \nu$ events 76.0 ± 8.6

$$A_{CP} \equiv \frac{\Gamma(D^+ \rightarrow \mu^+ \nu) - \Gamma(D^- \rightarrow \mu^- \nu)}{\Gamma(D^+ \rightarrow \mu^+ \nu) + \Gamma(D^- \rightarrow \mu^- \nu)} = 0.08 \pm 0.08$$

- $-0.05 < A_{CP} < 0.21$ @ 90% c. l.

CLEO Improved Measurement of f_{D_s}

- CLEO has two methods of measuring f_{D_s}
 - Measure $\mu^+\nu$ & $\tau^+\nu$, $\tau^+ \rightarrow \pi^+\nu$ using similar MM² technique used for D^+ . Update result using new analysis & 30% more data ($\sim 400 \text{ pb}^{-1}$)
 - Measure $\tau^+ \rightarrow e^+\nu\nu$ by using missing energy. This result has not been updated ($\sim 300 \text{ pb}$)

Use $e^+e^- \rightarrow D_S D_S^*$ at 4170 MeV

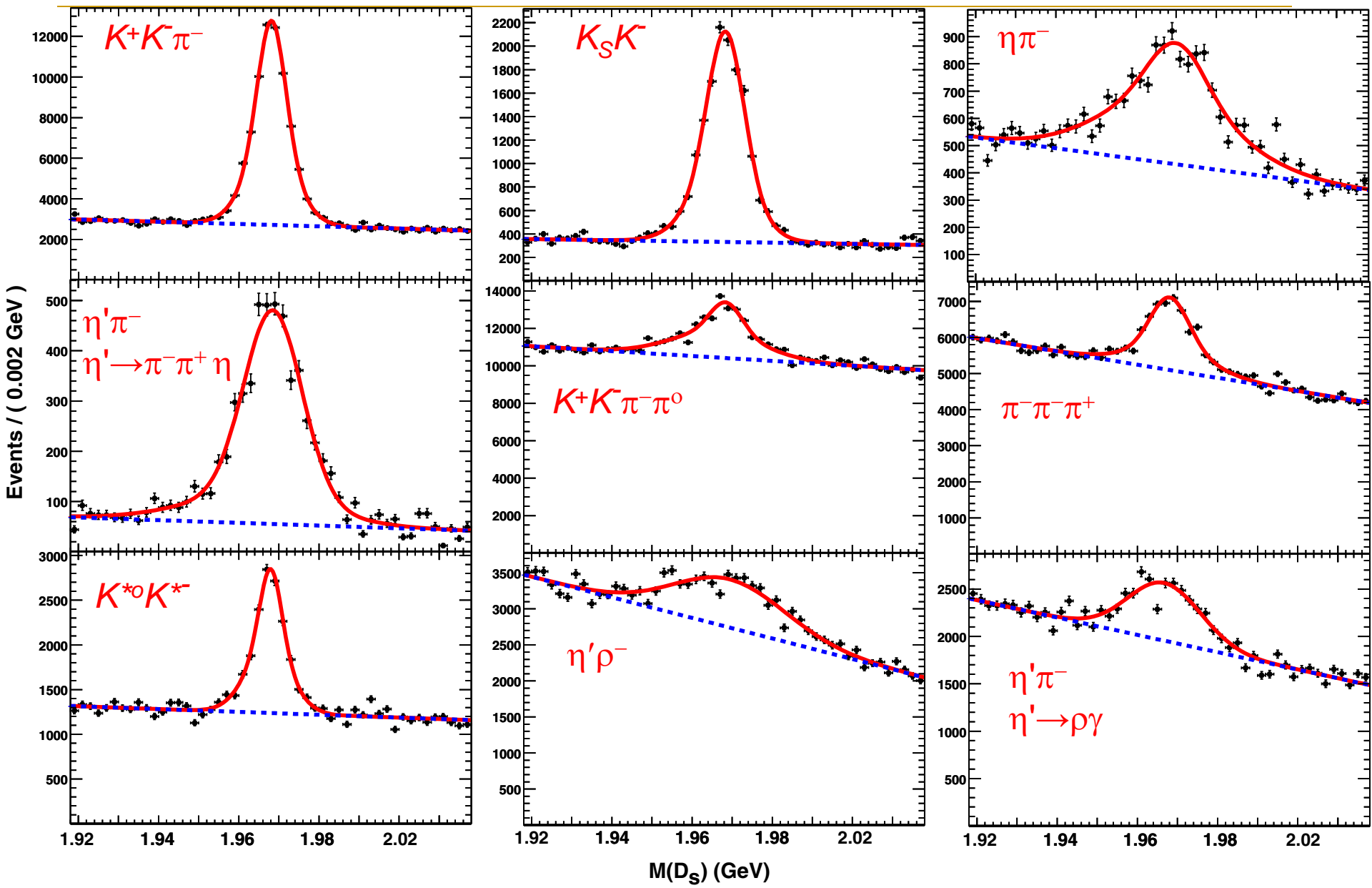
- Reconstruct D_S^-
- Find the γ from the D_S^* & compute MM^2 from D_S^- & γ

$$MM^{*2} = (E_{\text{CM}} - E_{D^-} - E_{\gamma})^2 - (-\vec{p}_{D^-} - \vec{p}_{\gamma})^2$$

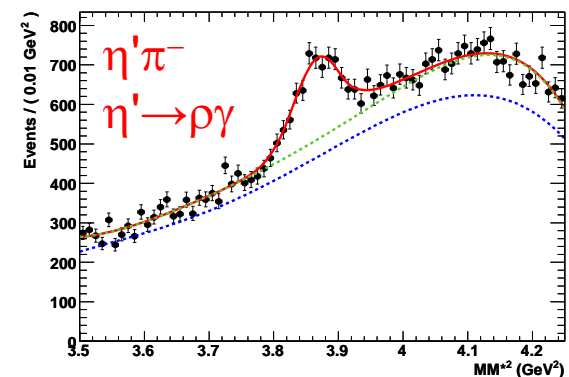
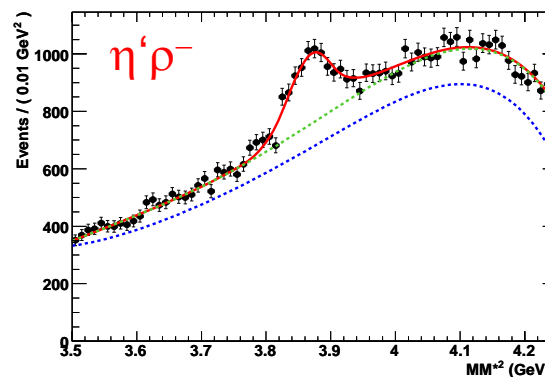
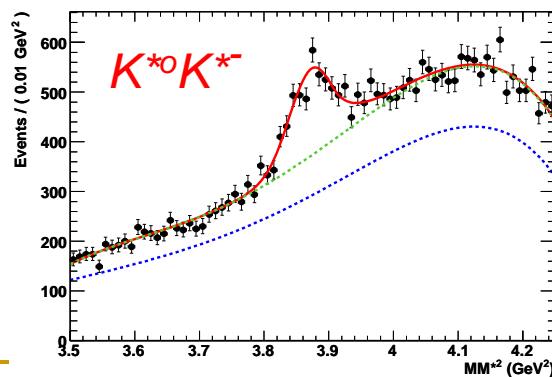
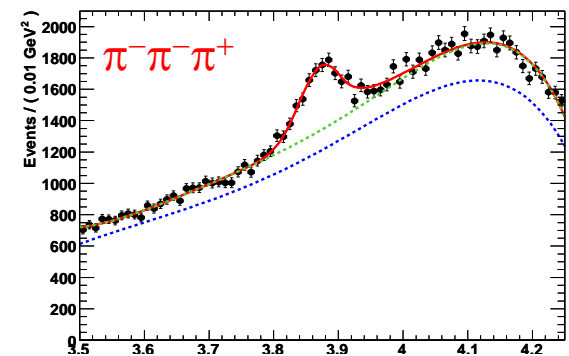
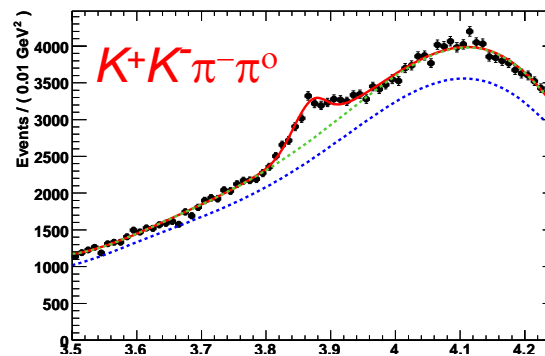
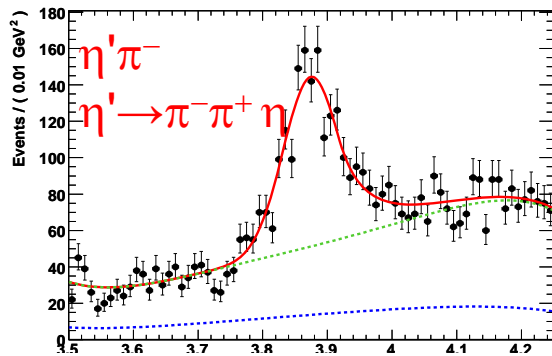
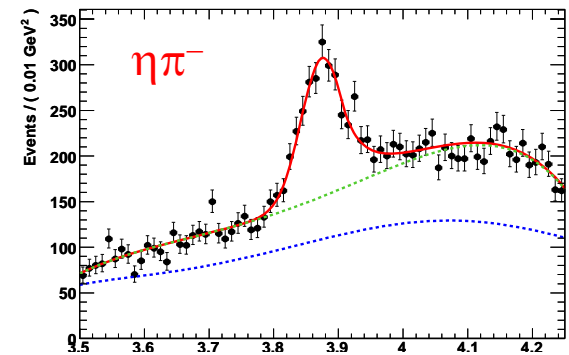
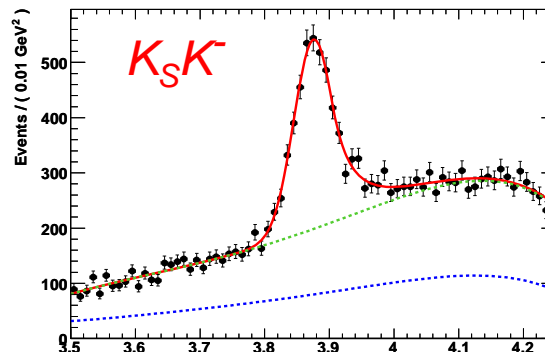
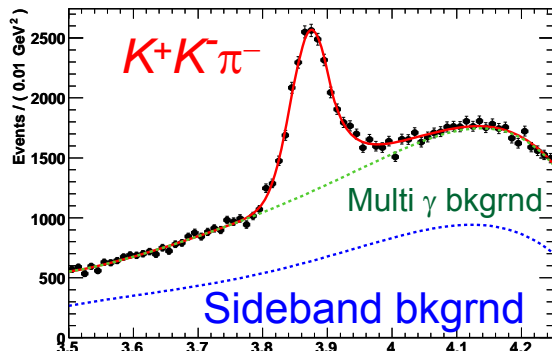
- Select combinations consistent with a missing D_S^+ & count the number
- Find MM^2 from candidate muon for (i) < 300 MeV in Ecal, (ii) $E > 300$ MeV or (iii) e^- cand.

$$MM^2 = (E_{\text{CM}} - E_{D^-} - E_{\gamma} - E_{\mu})^2 - (-\vec{p}_{D^-} - \vec{p}_{\gamma} - \vec{p}_{\mu})^2$$

D_S^- Tags: Invariant Mass

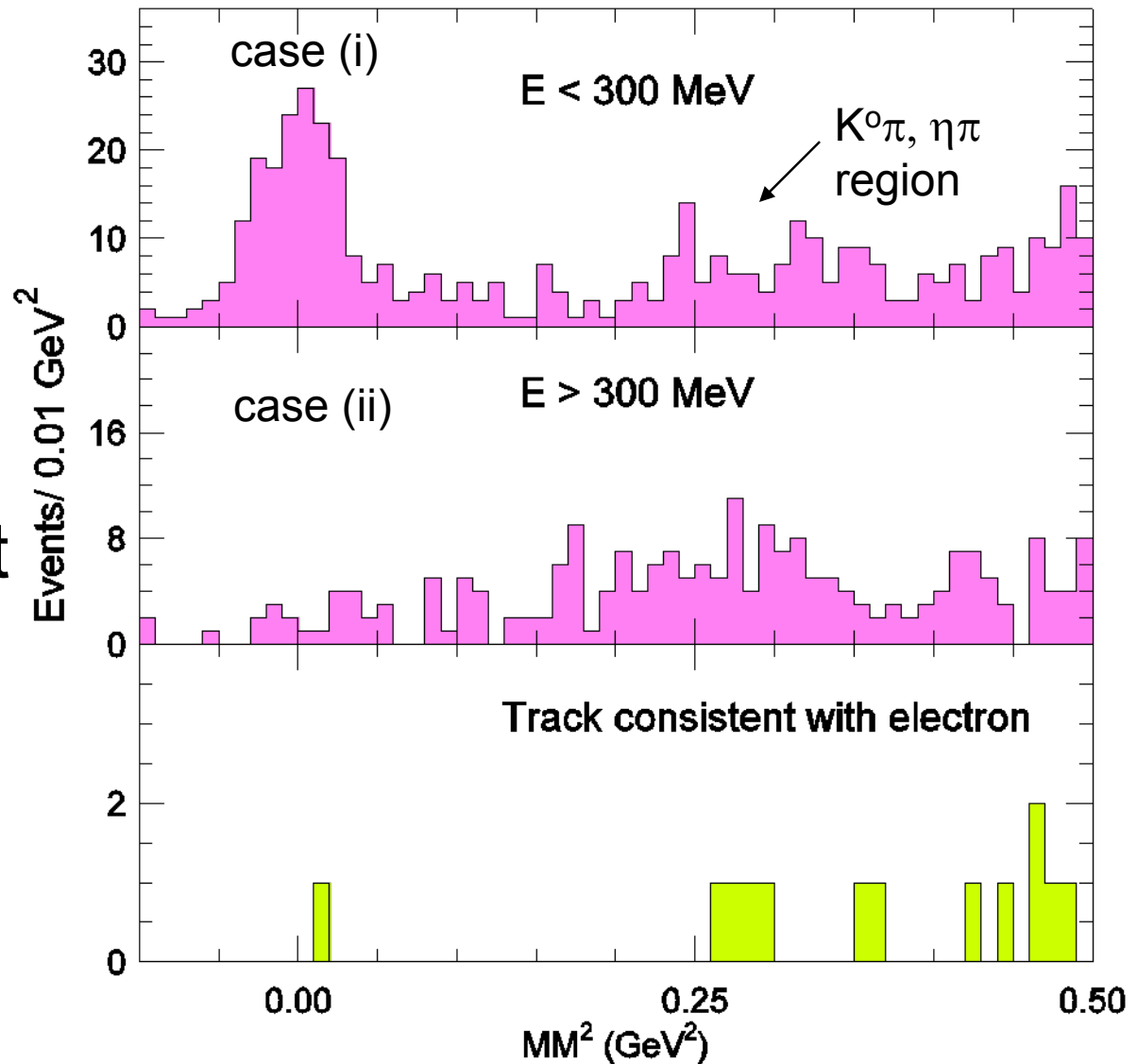


MM^{*2} Distributions From D_S⁻ + γ

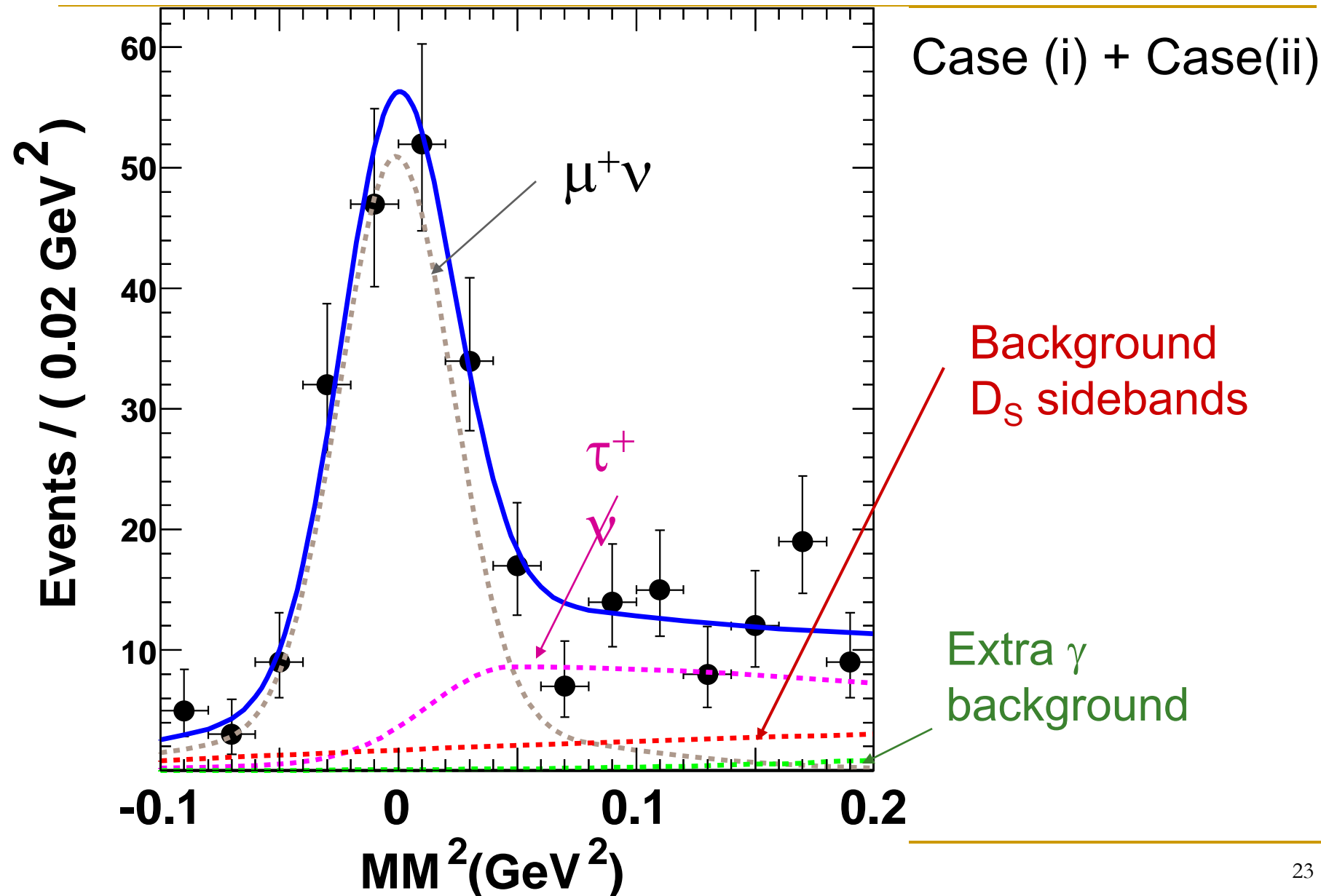


MM² data for D_S

- Total of 30848±695 tags
- 99% of $\mu^+\nu$ in $E < 300$ MeV
- 55%/45% split of $\tau^+\nu$, $\tau^+ \rightarrow \pi^+\nu$ in two cases
- Small e^- background

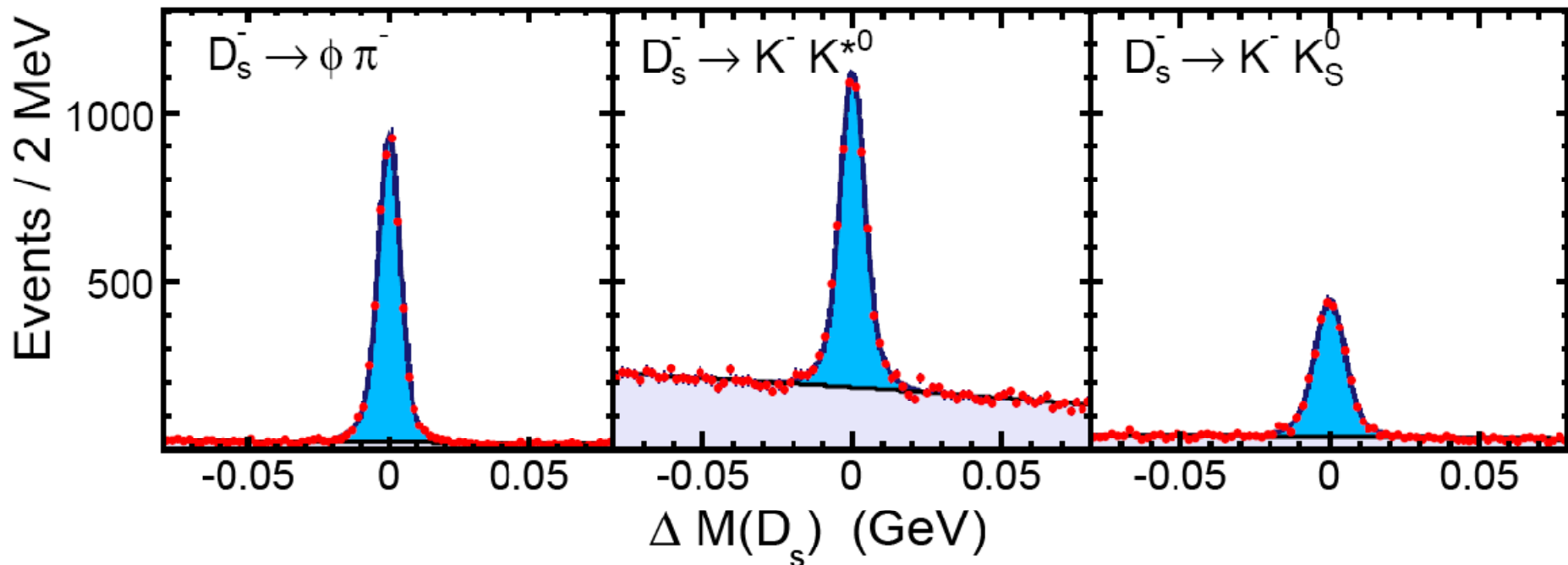


Fit to signal & background



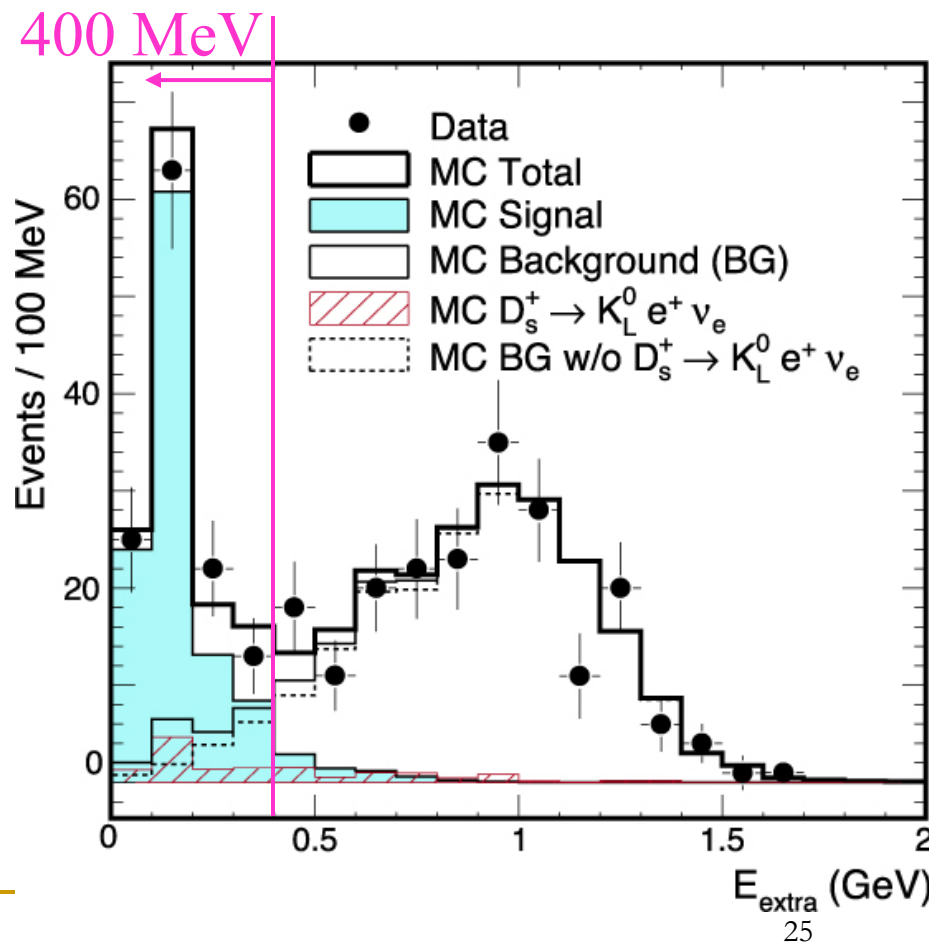
CLEO: $D_S^+ \rightarrow \tau^+ \nu$, $\tau^+ \rightarrow e^+ \nu \nu$

- $\mathcal{B}(D_S^+ \rightarrow \tau^+ \nu) \cdot \mathcal{B}(\tau^+ \rightarrow e^+ \nu \nu) \sim 1.3\%$ is “large” compared with expected $\mathcal{B}(D_S^+ \rightarrow X e^+ \nu) \sim 8\%$
- We will be searching for events opposite a tag with one electron and not much other energy
- Opt to use only a subset of the cleanest tags



Measuring $D_S^+ \rightarrow \tau^+ \nu$, $\tau^+ \rightarrow e^+ \nu \nu$

- Technique is to find events with an e^+ opposite D_S^- tags & no other tracks, with Σ calorimeter energy < 400 MeV
- No need to find γ from D_S^*
- $\mathcal{B}(D_S^+ \rightarrow \tau^+ \nu)$
 $= (6.17 \pm 0.71 \pm 0.36)\%$
- $f_{D_S} = 273 \pm 16 \pm 8$ MeV



Branching Ratio & f_{D_s} (*preliminary*)

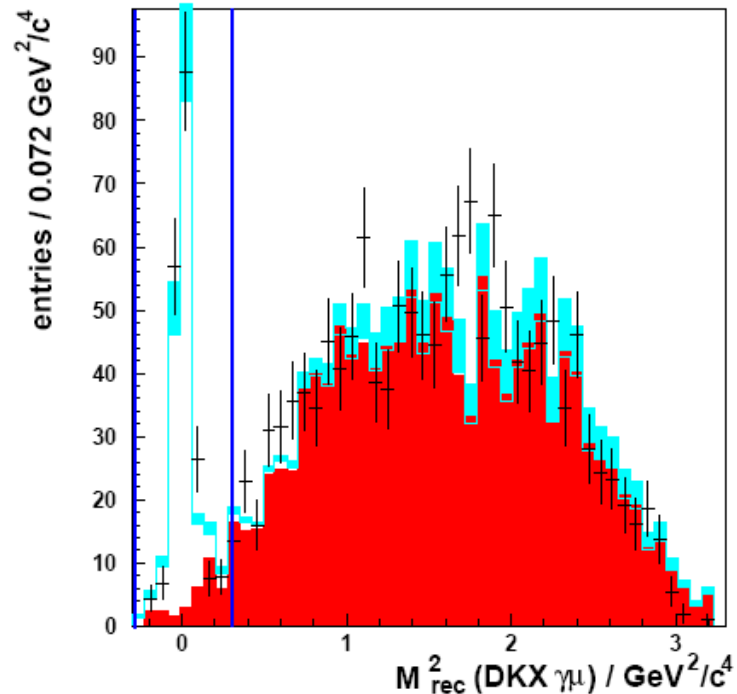
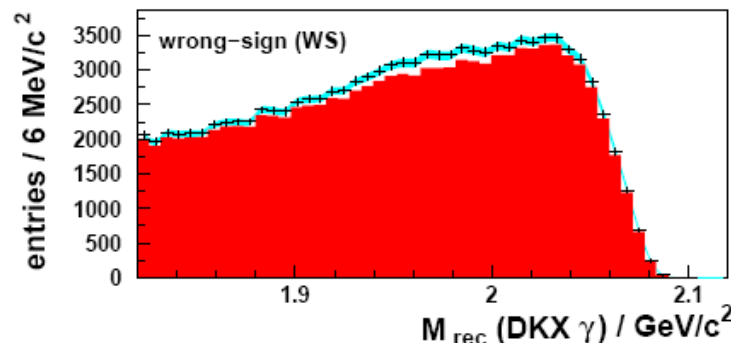
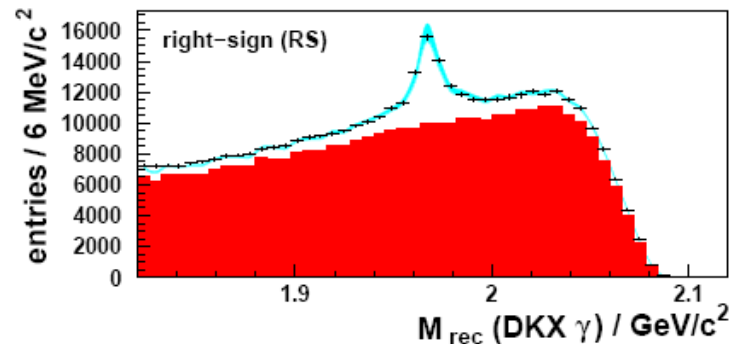
<i>Mode</i>	\mathcal{B} (%)	f_{D_s} (MeV)
(1) $\mu\nu + \tau\nu$ (fix SM ratio)	$\mathcal{B}^{\text{eff}}(D_s \rightarrow \mu\nu) =$ ($0.613 \pm 0.044 \pm 0.020$)	$268.2 \pm 9.6 \pm 4.4$
(2) $\mu\nu$ only	$\mathcal{B}(D_s \rightarrow \mu\nu) =$ ($0.600 \pm 0.054 \pm 0.020$)	$265.4 \pm 11.9 \pm 4.4$
(3) $\tau\nu, \tau \rightarrow \pi\nu$	$\mathcal{B}(D_s \rightarrow \tau\nu) =$ ($6.1 \pm 0.9 \pm 0.2$)	$271 \pm 20 \pm 4$
(4) $\tau\nu, \tau \rightarrow e\nu\nu$	$\mathcal{B}(D_s \rightarrow \tau\nu) =$ ($6.17 \pm 0.71 \pm 0.36$)	$273 \pm 16 \pm 8$
CLEO Average of (1) & (4)	Rad. corr.	$269.4 \pm 8.2 \pm 3.9$ $267.9 \pm 8.2 \pm 3.9$

Systematic Errors

Source of Error	%
Finding the μ^+ track	0.7
Particle identification of μ^+	1.0
MM ² width	0.2
Extra showers in event > 300 MeV	0.4
Background	0.5
Number of single tag D_S^-	3.0
Total	3.3

Belle: $D_S^+ \rightarrow \mu^+ \nu$

- Look for $e^+e^- \rightarrow DKX\gamma(D_S)$, where $X=n\pi$ & the D_S is not observed but inferred from calculating the MM
- Then add a candidate μ^+ and compute MM^2
- $\mathcal{B}(D_S^+ \rightarrow \mu^+ \nu) = (0.644 \pm 0.076 \pm 0.057)\%$
- $f_{D_S} = 275 \pm 16 \pm 12 \text{ MeV}$
arXiv:0709.1340v2 [hep-ex]



$$f_{D_s} \quad \& \quad f_{D_s} / f_{D^+}$$

- **Weighted Average CLEO + Belle:**
 $f_{D_s} = 270.4 \pm 7.3 \pm 3.7$ MeV, the systematic error is uncorrelated between the measurements
 - **Using $f_{D^+} = (206.7 \pm 8.5 \pm 2.5)$ MeV**
 - $f_{D_s} / f_{D^+} = 1.31 \pm 0.06 \pm 0.02$ Much larger than models
 - $\Gamma(D_s^+ \rightarrow \tau^+ \nu) / \Gamma(D_s^+ \rightarrow \mu^+ \nu) = 10.3 \pm 1.1$,
SM = 9.72
- Consistent with lepton universality

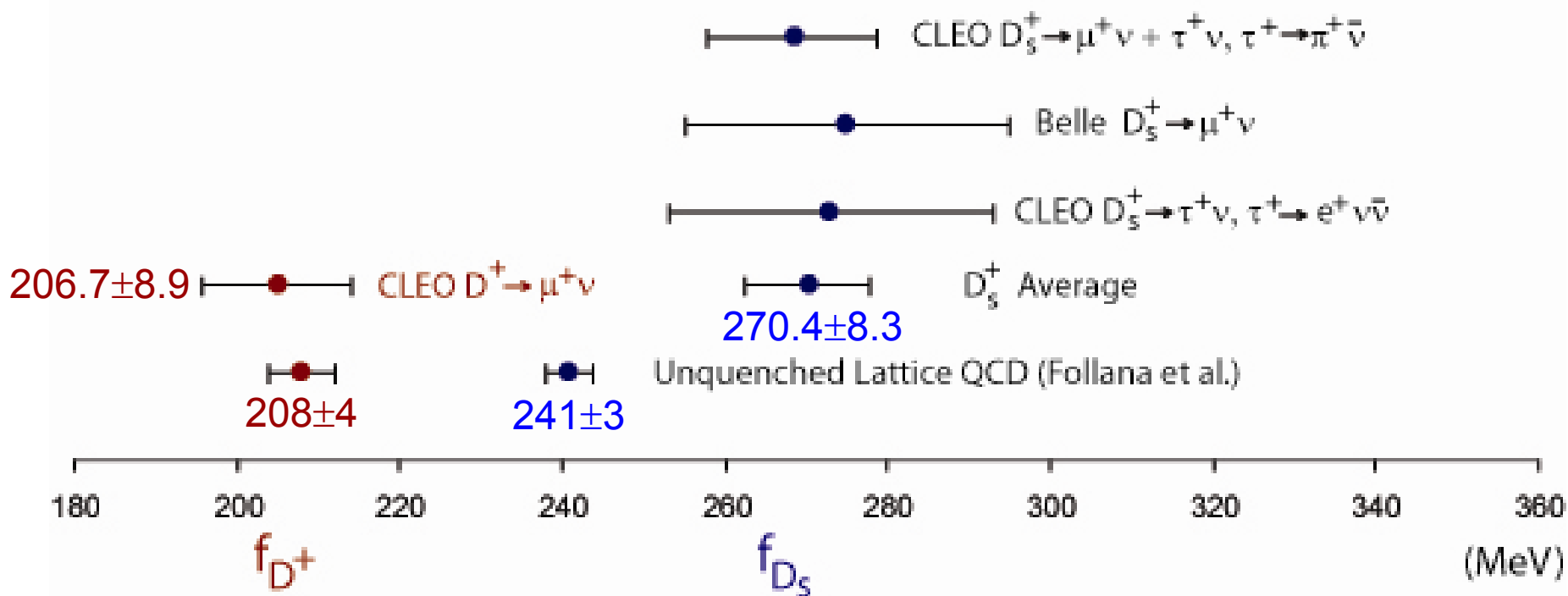
Other Non-absolute Measurements

Exp.	mode	\mathcal{B}	$\mathcal{B}(D_S \rightarrow \phi\pi)$ (%)	f_{D_S} (MeV)
CLEO [11]	$\mu^+\nu$	$(6.2 \pm 0.8 \pm 1.3 \pm 1.6) \cdot 10^{-3}$	3.6 ± 0.9	$273 \pm 19 \pm 27 \pm 33$
BEATRICE [12]	$\mu^+\nu$	$(8.3 \pm 2.3 \pm 0.6 \pm 2.1) \cdot 10^{-3}$	3.6 ± 0.9	$312 \pm 43 \pm 12 \pm 39$
ALEPH [13]	$\mu^+\nu$	$(6.8 \pm 1.1 \pm 1.8) \cdot 10^{-3}$	3.6 ± 0.9	$282 \pm 19 \pm 40$
ALEPH [13]	$\tau^+\nu$	$(5.8 \pm 0.8 \pm 1.8) \cdot 10^{-2}$		
L3 [14]	$\tau^+\nu$	$(7.4 \pm 2.8 \pm 1.6 \pm 1.8) \cdot 10^{-2}$		$299 \pm 57 \pm 32 \pm 37$
OPAL [15]	$\tau^+\nu$	$(7.0 \pm 2.1 \pm 2.0) \cdot 10^{-2}$		$283 \pm 44 \pm 41$
BaBar [16]	$\mu^+\nu$	$(6.74 \pm 0.83 \pm 0.26 \pm 0.66) \cdot 10^{-3}$	4.71 ± 0.46	$283 \pm 17 \pm 7 \pm 14$

See arXiv:0802.1043 for references

Conclusions

- We are in close agreement with the Follana et al calculation for f_{D^+} . This gives credence to their methods
- The disagreement with f_{D_S} is enhanced



Questions

- Pick your favorite of the two:
 - If theoretical predictions of f_{D_S}/f_{D^+} do not agree with the data, why should we believe f_{B_S}/f_B from theory? What does this do to the CKM fits?
 - If there is New Physics affecting leptonic D_S decays, how does it affect B_S mixing and other B_S decays? (See A. Kundu & S. Nandi, “R-parity violating supersymmetry, B_S mixing, & $D_S^+ \rightarrow \ell^+ \nu$ ” [arXiv:0803.1898])

Future Improvements

- CLEO will further update f_{D_s} using at total of $\sim 600 \text{ pb}^{-1}$
 - 50% increase in data for $\mu\nu$
 - 100% increase in data for $\tau\nu, \tau \rightarrow e\nu\nu$
- f_{D^+} will not see any major improvements until BES

The End

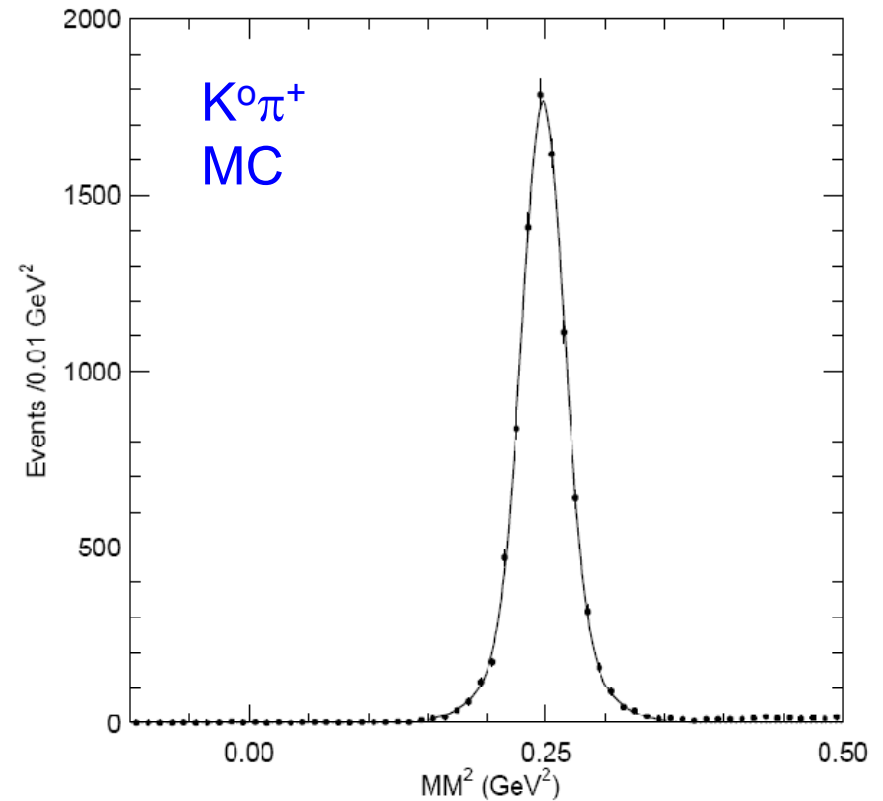
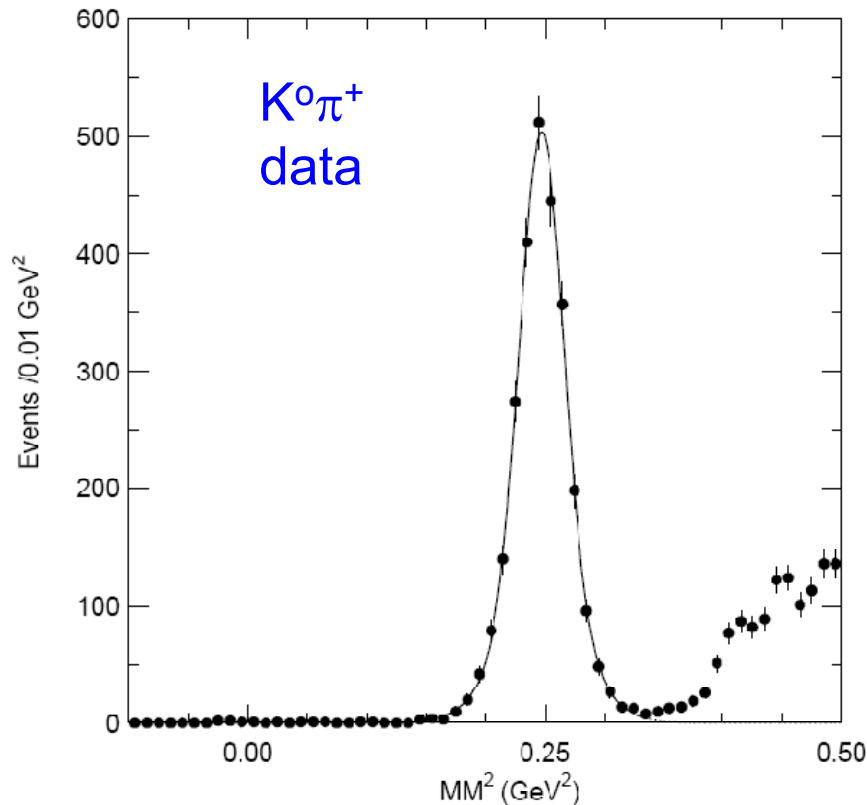
Improvements in Analysis

- Increase solid angle to $|\cos\theta| < 0.9$ (+11%)
- Now we fit the muon candidate distribution to extract $\mu^+\nu$ & $\tau^+\nu$, to extract yield, improves efficiency by ~5%, & also allows us to quote a \mathcal{B} independent of assuming SM $\tau^+\nu/\mu^+\nu$ ratio
 - Requires signal shapes for $\mu^+\nu$ & $\tau^+\nu$
 - Requires background shapes for $K^0\pi^+$ low MM^2 tail, $\pi^+\pi^0$ & residual 3 body modes, e.g. $\tau^+ \rightarrow \mu^+\nu\nu$, $\rho^+\nu$, $\pi^0\mu^+\nu$.
 - Requires small residual background subtraction from continuum, etc...
- Backgrounds are now well understood especially from $K^0\pi^+$ peak

Efficiencies

- Tracking, particle id, $E < 300$ MeV (determined from μ -pairs) = 85.3%
- Not having an unmatched shower > 250 MeV 95.9%, determined from double tag, tag samples
- Easier to find a $\mu\nu$ event in a tag than a generic decay (tag bias) (1.53%)

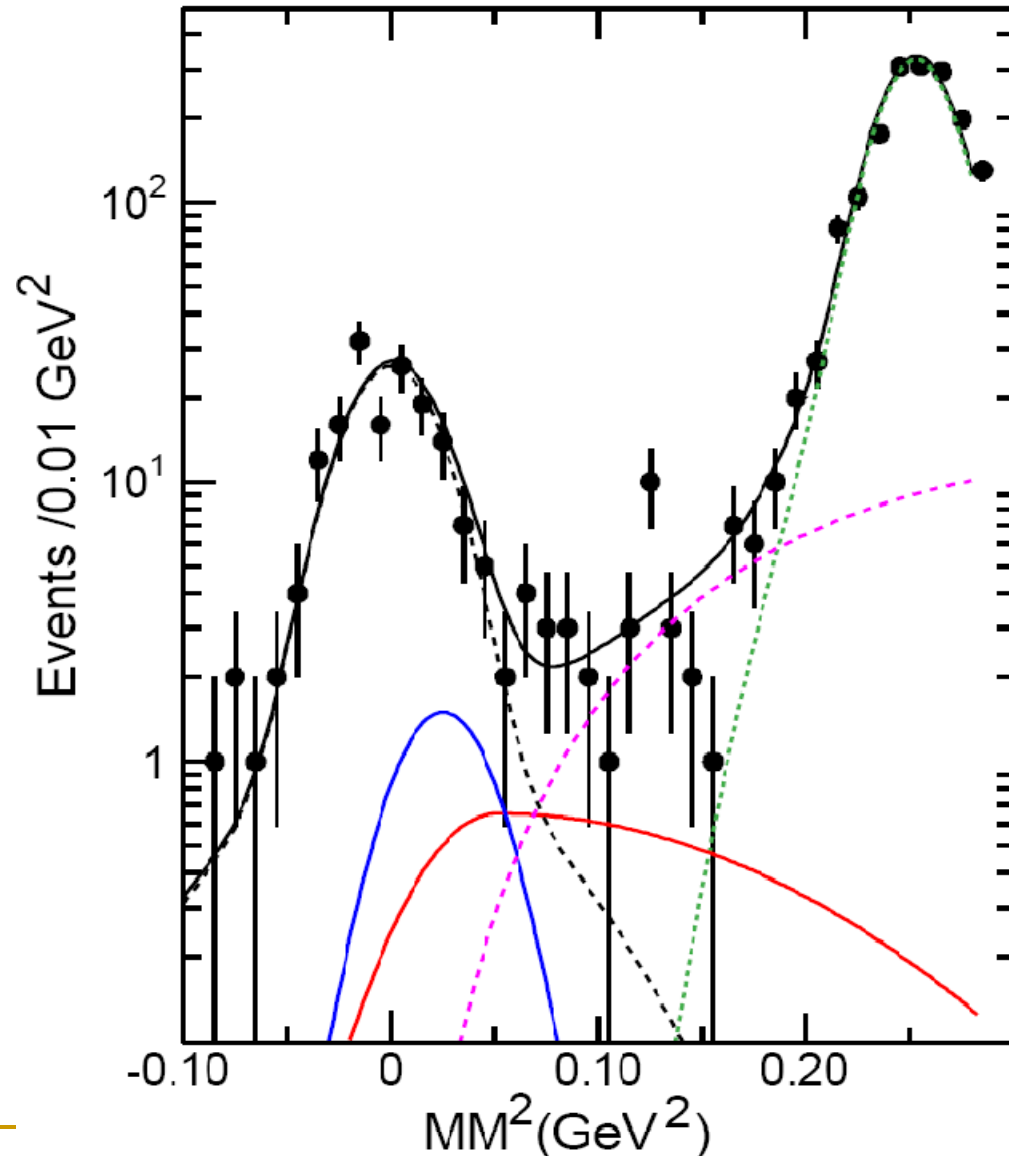
$\mu\nu$ Signal Shape Checked



- Data $\sigma=0.0247\pm 0.0012$ GeV²
- MC $\sigma=0.0235\pm 0.0007$ GeV²
- Both average of double Gaussians

Case(i) With $\tau^+\nu/\mu^+\nu$ Floating

- Fixed
 - $149.7 \pm 12.0 \mu\nu$
 - $28.5 \tau\nu$
- Floating
 - $153.9 \pm 13.5 \mu\nu$
 - $13.5 \pm 15.3 \tau\nu$



New Physics Possibilities III

- Leptonic decay rate is modified by H^\pm
- Can calculate in SUSY as function of m_q/m_c ,
- In 2HDM predicted decay width is x by

$$r_q = \left[1 - M_D^2 \left(\frac{\tan \beta}{M_{H^\pm}} \right)^2 \left(\frac{m_q}{m_c + m_q} \right) \right]^2$$

See Akeryod [hep-ph/0308260]

- Corrected

$$r_q = \left[1 + \left(\frac{M_D^2}{m_c + m_q} \right) \left(\frac{1}{M_{H^\pm}} \right)^2 (m_c - m_q \tan^2 \beta) \right]^2$$

- Since m_d is ~ 0 , effect can be seen only in D_s

