

Y(5S) Results from CLEO

- ❑ Exclusive B_s Reconstruction (hep-ex/0510034)
- ❑ Inclusive D_s Measurement (hep-ex/0508047)

Victor Pavlunin
Purdue University
CLEO collaboration
PANIC-2005



CESR



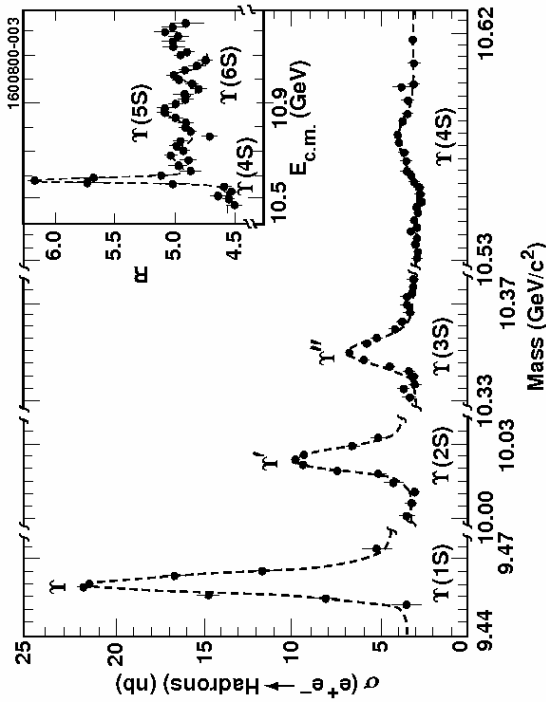
Introduction (1)

- The $Y(5S)$ resonance was discovered by CLEO and CUSB collaborations operating at CESR in 1985.
- The $Y(5S)$ resonance is massive enough to decay into the following channels:

$$\bar{B}B, \bar{B}\bar{B}^*, B^*\bar{B}, \bar{B}\bar{B}\pi, \bar{B}\bar{B}^*\pi, B^*\bar{B}^*\pi, B\bar{B}\pi\pi$$

$$B_s\bar{B}_s, B_s\bar{B}_s^*, B_s^*\bar{B}_s^*$$

- No evidence for B_s production at the $Y(5S)$ was found using 116 pb⁻¹ of data collected in 1985.
- The three channels with B_s mesons are in the focus of two CLEO III analyses using 0.42 fb⁻¹ of data collected recently at the $Y(5S)$.
- Knowledge of B_s production at the $Y(5S)$ is essential for assessing the potential of B_s physics at a high luminosity e^+e^- collider.



PDG – 2004:

$$M_{Y(5S)} = (10.865 \pm 0.008) \text{ GeV}$$

$$\Gamma = (110 \pm 13) \text{ MeV}$$

$$M_{B_s} = (5.370 \pm 0.002) \text{ GeV}$$

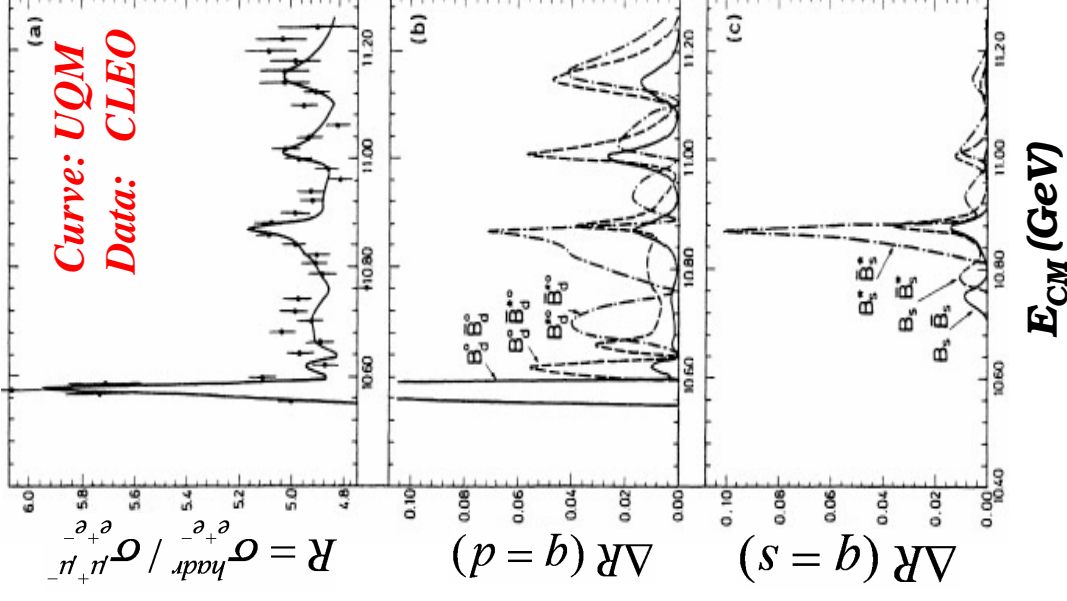
$$M_{B_s^*} - M_{B_s} = (47.0 \pm 2.6) \text{ MeV}$$

CDF – 2005 (*hep-ex/0508022*):

$$M_{B_s} = (5.3660 \pm 0.0008(\text{stat} + \text{sys})) \text{ GeV}$$

Introduction (2)

- Two papers exist that describe the hadronic cross section above the Y(4S) resonance:
 - ✓ CLEO: PRL **54**, 381 (1985)
 - ✓ CUSB: PRL **54**, 377 (1985)
- The cross section above the Y(4S) resonance is described well by the Unitarized Quark Model (S.Ono *et al.*, Phys.Rev.D **34**, 186 (1986)).
- The model predicts:
 - ✓ $Y(5S) \rightarrow B^* B^* \text{ or } B_s^* B_s^*$,
 - ✓ The B_s cross section is about 1/3 of the total cross section.
 - ✓ $\sigma(e^+ e^- \rightarrow Y(5S)) \sim 0.35 \text{ nb}$
- Using these predictions, we expect about 100K of B_s mesons in the 0.42 fb⁻¹ data sample.



EXCLUSIVE B_s RECONSTRUCTION

(hep-ex/0510034; submitted to PRL)

Overview of the Exclusive Method

- An extension of B meson reconstruction technique used at the Y(4S) is employed to reconstruct B_s mesons at the Y(5S):

- ✓ $M_{bc} = \sqrt{E_{beam}^2 - P_{candidate}^2}$
- ✓ $\Delta E = E_{candidate} - E_{beam}$

- ✓ Continuum background suppression variables

- Three decay channels of the Y(5S) to B_s mesons are possible:

- ✓ Decay channel 1: $Y(5S) \rightarrow B_s \bar{B}_s^* : E_{B_s} = E_{beam}$
- ✓ Decay channel 2: $Y(5S) \rightarrow B_s^* \bar{B}_s : E_{B_s^*} = E_{beam}$
- ✓ Decay channel 3: $Y(5S) \rightarrow B_s B_s^* : E_{B_s^*} > E_{beam}, E_{B_s} < E_{beam}$

PDG-2004:

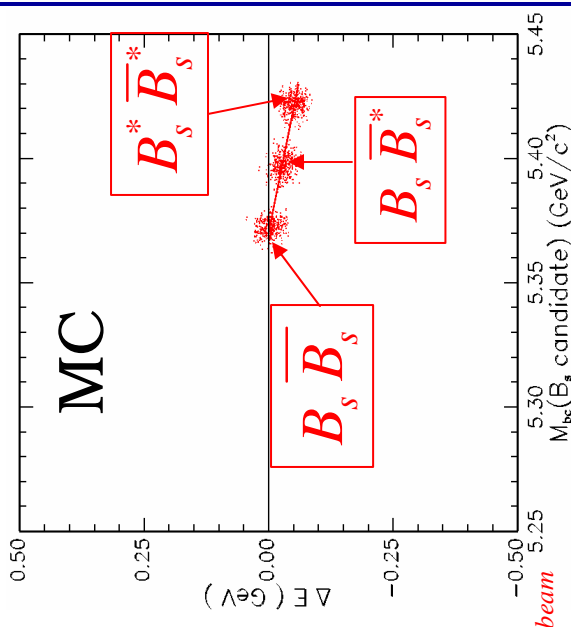
$$M_{B_s} = (5.370 \pm 0.002) \text{ GeV}$$

$$M_{B_s^*} - M_{B_s} = (47.0 \pm 2.6) \text{ MeV}$$

Assumption: $B(B_s^* \rightarrow B_s \gamma) = 100\%$

CDF-2005 (hep-ex/0508022):

$$M_{B_s} = (5.3660 \pm 0.0008 (stat+sys)) \text{ GeV}$$



Backgrounds

- The Y(5S) resonance can decay into a variety of states with ordinary B mesons:

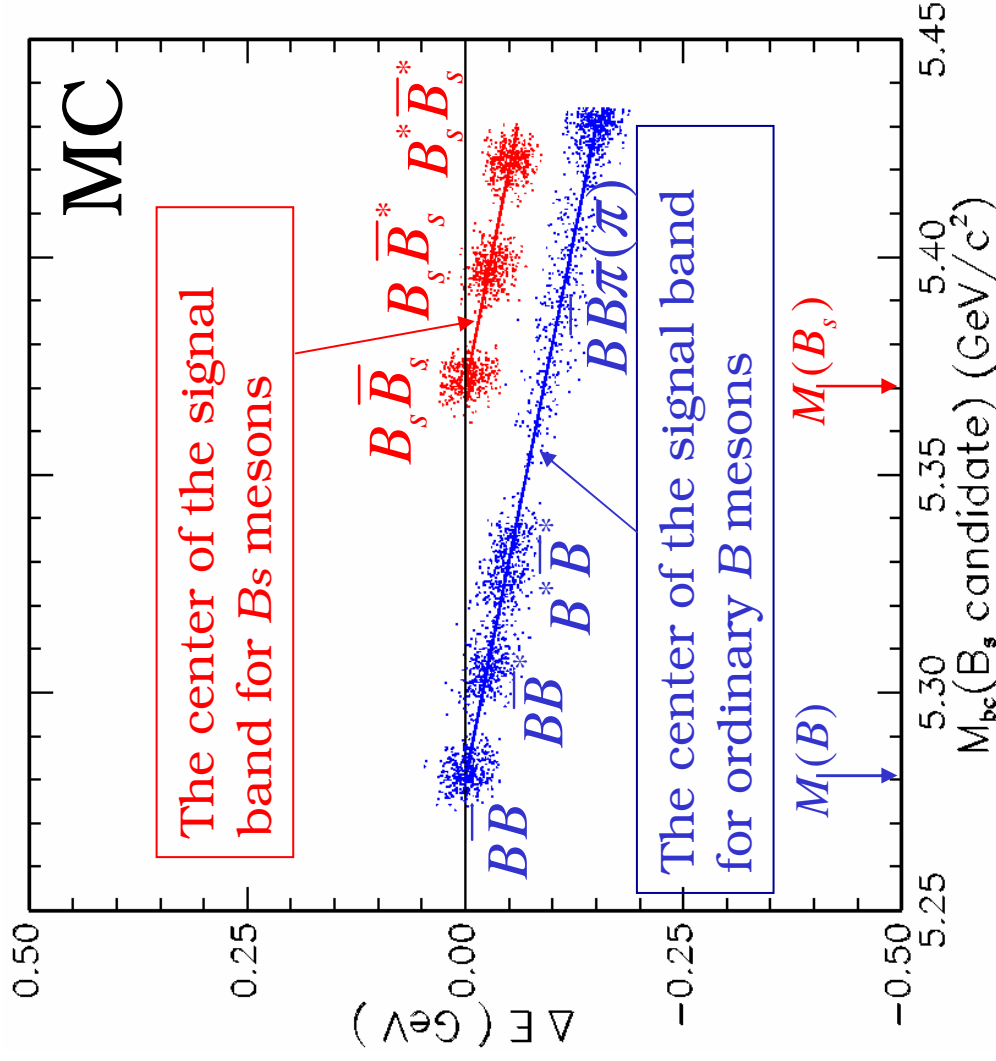
$$\bar{B}\bar{B}, \bar{B}\bar{B}^*, B^*\bar{B}^*, \bar{B}\bar{B}\pi, \bar{B}\bar{B}^*\pi, B^*\bar{B}^*\pi, \bar{B}\bar{B}\pi\pi$$

- The continuum ($e^+e^- \rightarrow q\bar{q}$) background is large:

$$\checkmark Y(4S): \frac{\sigma(\bar{B}\bar{B})}{\sigma(e^+e^- \rightarrow q\bar{q})} \sim 0.3$$

$$\checkmark Y(5S): \frac{\sigma(B_s^{(*)}\bar{B}_s^{(*)})}{\sigma(e^+e^- \rightarrow q\bar{q})} \sim 0.03$$

- B_s decay modes are poorly known.

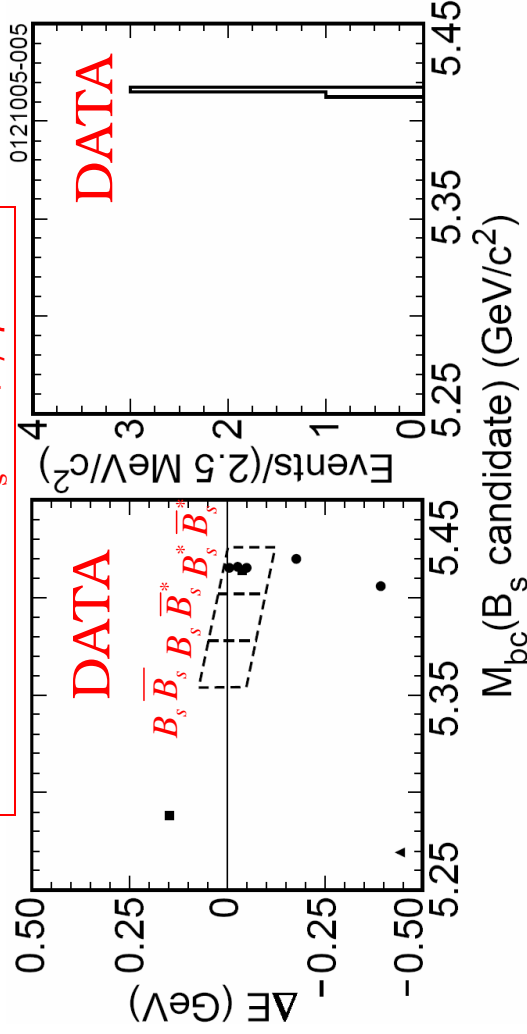


B_s modes with a J/ψ

- Search for very clean modes having very large S/B ratio. The best mode to start with is $B_s \rightarrow J/\psi \phi$. The search is also made for $B_s \rightarrow J/\psi \eta$ and $B_s \rightarrow J/\psi \eta'$.
- The J/ψ is reconstructed in the $\mu\mu$ and ee channels. The following channels are used for other particles: $\phi \rightarrow KK$, $\eta \rightarrow \eta'$, $\eta' \rightarrow \eta(\mathcal{M})\pi^+\pi^-$.
- Expect to find only 2-3 signal events, assuming branching fractions similar to those for B mesons. In the Y(5S) data, we find:

4 events in the signal box for
 $Y(5S) \rightarrow B_s^* B_s^*$:
 3 events in $B_s \rightarrow J/\psi\phi$
 1 event in $B_s \rightarrow J/\psi\eta'$

- Using data taken at other energies, the level of non- B_s background is found to be < 0.08 events at 68% CL in the $B_s^* B_s^*$ signal region.
- The Poisson probability for 0.08 events to fluctuate to 4 events or more is $P_1 < 1.6 \times 10^{-6}$
- $M(B_s^*) = 5.4150 \pm 0.0018(\text{stat})$ (GeV)



B_s modes with a $D_s^{(*)-}$

- The choice of $B_s \rightarrow D_s^{(*)} \pi/\rho$ and the four D_s modes listed above is motivated by the difficulty of background modeling
- MC predicts that a total of 10-14 events can be reconstructed in these channels
- In the Y(5S) data we find 10 signal events (including background):

$D_s^+ \rightarrow$	$K^+ K_S^0$	$K^+ K^{*0}$	$\phi\pi^+$	$\phi\rho^+$
$B_s \rightarrow D_s^+ \pi^- / \rho^-$	0/0	1/1	1/3	1/1
$\bar{B}_s \rightarrow D_s^{*+} \pi^- / \rho^-$	0/1	1/0	0/0	0/0

B⁰ branching fractions:

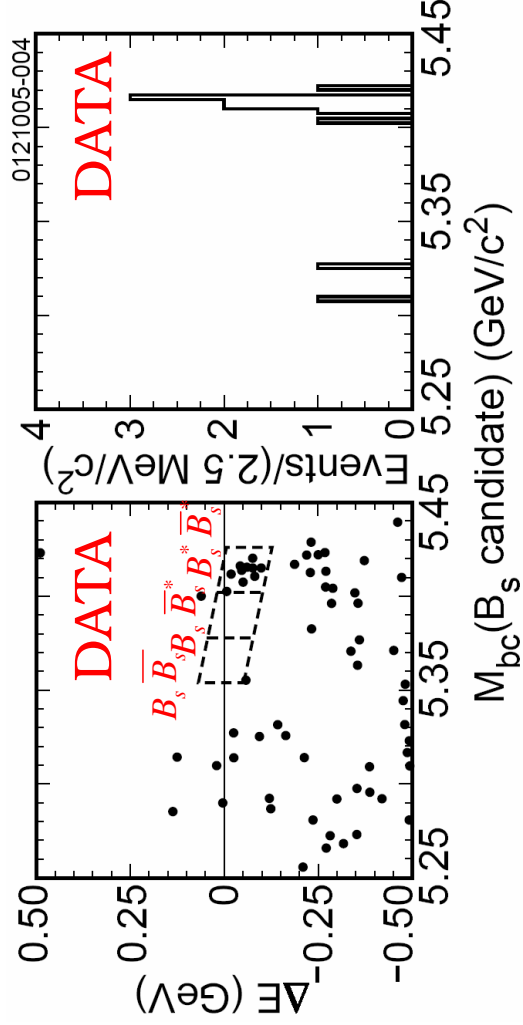
Decay Mode	$\mathcal{B} \times 10^{-3}$
$\bar{B}_s \rightarrow D_s \pi^-$	(2.8 ± 0.3)
$\bar{B}_s \rightarrow D_s \rho^-$	(7.7 ± 1.3)
$\bar{B}_s \rightarrow D_s^* \pi^-$	(2.8 ± 0.2)
$\bar{B}_s \rightarrow D_s^* \rho^-$	(6.8 ± 0.9)

Decay Mode	\mathcal{B} (%)
$D_s \rightarrow K^+ K^0$	(3.6 ± 1.1)
$D_s \rightarrow K^+ K^{*0} (892)$	(3.3 ± 0.9)
$D_s \rightarrow \phi\pi^+$	(3.6 ± 0.9)
$D_s \rightarrow \phi\rho^+$	(6.7 ± 2.3)
$D_s^* \rightarrow D_s \gamma$	(94.2 ± 2.5)

- Using the events in the sidebands on the search plane, the level of background is found to be < 1.8 events at 68% CL in the $B_s^* B_s^*$ signal region.

- The Poisson probability for 1.8 events to fluctuate to 10 events or more is $P_{11} < 1.9 \times 10^{-5}$

- $M(B_s^*) = 5.4129 \pm 0.0012(\text{stat})$ (GeV)



Results for the Exclusive B_s Reconstruction

- P_I and P_{II} are combined to obtain an overall probability for a background fluctuation: $P < 8 \times 10^{-10}$ ($\sim 6.1\sigma$)
- All signal events correspond to $B_s^* B_s^*$ production. We set the following limits:
$$\frac{\sigma(e^+e^- \rightarrow B_s^* B_s^*)}{\sigma(e^+e^- \rightarrow B_s^* \bar{B}_s^*)} < 0.16 \quad \text{and} \quad \frac{\sigma(e^+e^- \rightarrow B_s^* \bar{B}_s^*) + \sigma(e^+e^- \rightarrow B_s^* B_s^*)}{\sigma(e^+e^- \rightarrow B_s^* \bar{B}_s^*)} < 0.16$$
- Relating B_s branching fractions to B branching fractions with contributions from the same quark-level diagrams and assuming SU(3) symmetry, we find:

$$\sigma(e^+e^- \rightarrow B_s^* \bar{B}_s^*) = [0.11^{+0.04}_{-0.03} (stat) \pm 0.02(syst)] nb$$

which is consistent with the theory (UQM): 1/3 of 0.35 nb.

- The mass of the B_s^* meson is measured to be

$$M(B_s^*) = [5.414 \pm 0.001(stat) \pm 0.003(syst)] GeV$$

INCLUSIVE D_s MEASUREMENT

(hep-ex/050847; submitted to PRL)

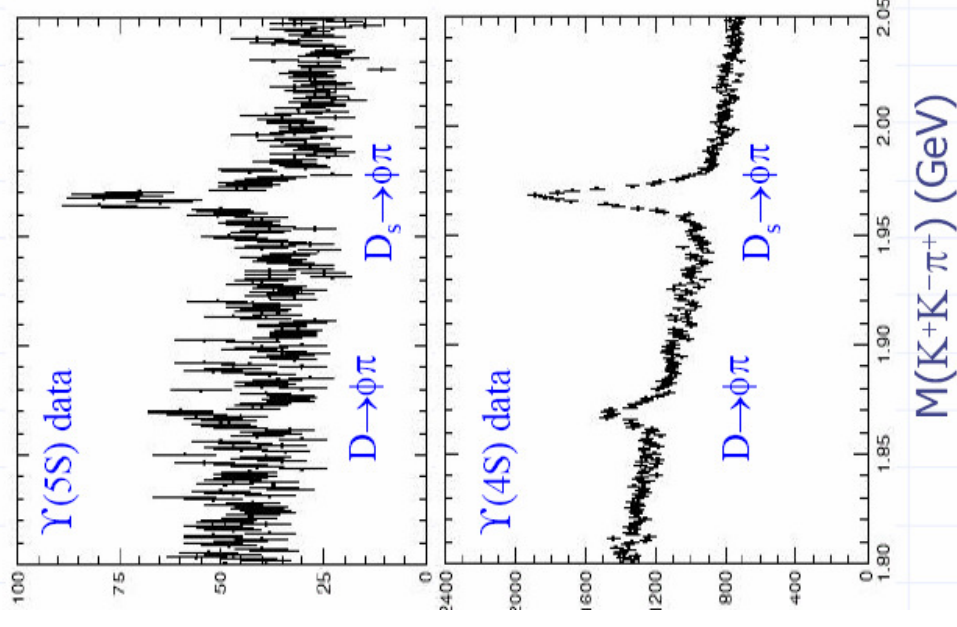
Overview of the Inclusive Method

□ D_s mesons are expected to be produced in B_s decays more copiously than in B decays (PDG):

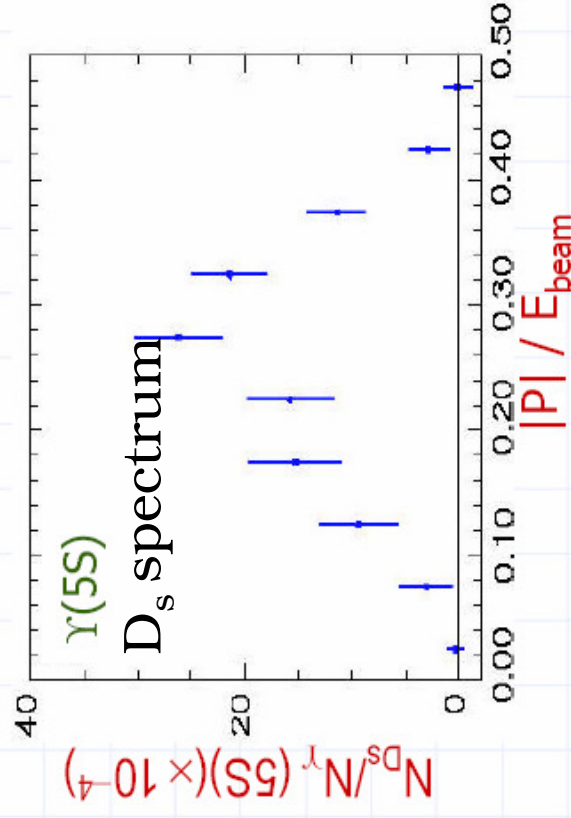
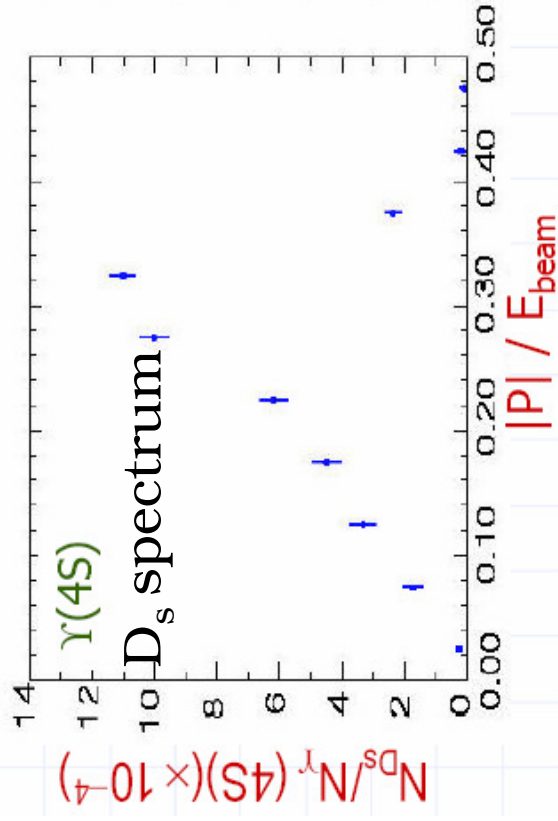
- ✓ $\mathcal{B}(B_s \rightarrow D_s X) = (94 \pm 30)\%$
- ✓ $\mathcal{B}(B \rightarrow D_s X) = (10.5 \pm 2.6)\%$

Main Analysis Steps:

- Measure D_s yields ($D_s \rightarrow \phi \pi^+, \phi \rightarrow K^+ K^-$) in bins of $x = |P_{D_s}| / E_{\text{beam}}$ in the continuum, $Y(4S)$ and $Y(5S)$ data.
- Measure $\mathcal{B}(Y(4S) \rightarrow D_s X)$ and $\mathcal{B}(Y(5S) \rightarrow D_s X)$ by subtracting properly scaled and normalized continuum yields from the $Y(4S)$ and $Y(5S)$ yields.
- Extract $\mathcal{B}(Y(5S) \rightarrow B_s^{(*)} B_s^{(*)})$ from the measured $\mathcal{B}(Y(4S) \rightarrow D_s X)$ and $\mathcal{B}(Y(5S) \rightarrow D_s X)$.



D_s spectra at the $Y(4S)$ and the $Y(5S)$



□ The plots show the continuum subtracted and efficiency corrected D_s yields at the $Y(4S)$ and $Y(5S)$. (No D_s branching fraction correction was applied to be above plots.)

□ Using $B(D_s \rightarrow \phi\pi) = (4.4 \pm 0.5)\%$ [PDG+BABAR], CLEO finds:

$$B(Y(4S) \rightarrow D_s X) = (18.1 \pm 0.5 \pm 2.8)\%$$

$$B(Y(5S) \rightarrow D_s X) = (44.7 \pm 4.2 \pm 9.9)\%$$

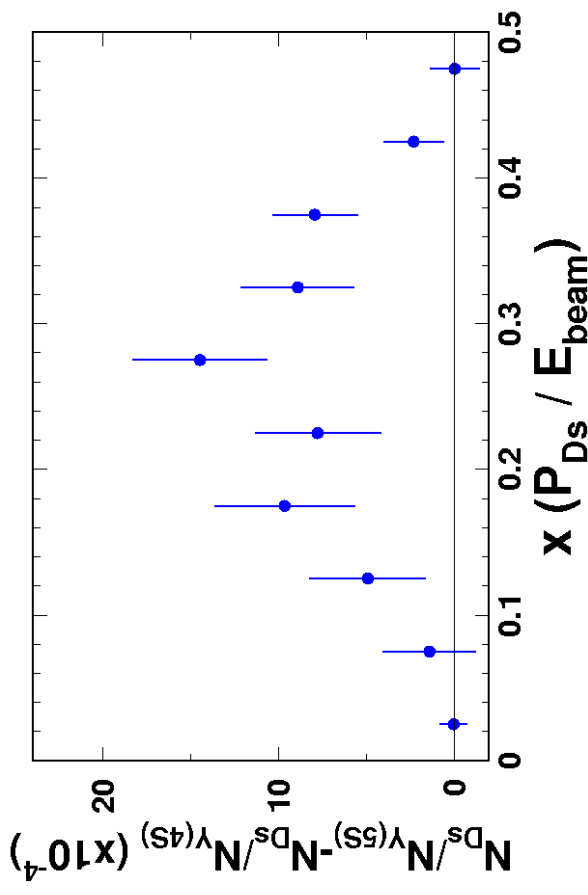
$$B(Y(5S) \rightarrow D_s X) / B(Y(4S) \rightarrow D_s X) = 2.4 \pm 0.3^{+0.6}_{-0.3}$$

Results for the Inclusive D_s Method

□ The plot shows an excess in the D_s production at the Y(5S) over that at the Y(4S). The excess is interpreted as evidence for the B_s at the Y(5S).

□ From $\mathcal{B}(Y(4S) \rightarrow D_s X)$ and $\mathcal{B}(Y(5S) \rightarrow D_s X)$, we obtain a model dependent estimate:

$$B(Y(5S) \rightarrow B_s^{(*)} \overline{B_s^{(*)}}) = (16 \pm 3(stat) \pm 6(syst))\%$$



The largest sources of the systematic uncertainty are

- ✓ the uncertainty associated with the luminosity measurements
- ✓ the error from the uncertainty in $\mathcal{B}(D_s \rightarrow \phi\pi)$.

Summary

- Using full reconstruction, we have observed the B_s meson at the Y(5S) energy.
- Relating B_s branching fractions to B branching fractions with contributions from the same quark-level diagrams and assuming SU(3) symmetry, we find:

$$\sigma(e^+e^- \rightarrow B_s^* \bar{B}_s^*) = [0.11_{-0.03}^{+0.04}(\text{stat}) \pm 0.02(\text{syst})] \text{ nb}$$

- We have established that B_s production proceeds predominantly through the creation of $B_s^* \bar{B}_s^*$ pairs:

$$\frac{\sigma(e^+e^- \rightarrow B_s \bar{B}_s)}{\sigma(e^+e^- \rightarrow B_s^* \bar{B}_s^*)} < 0.16 \quad \text{and} \quad \frac{\sigma(e^+e^- \rightarrow B_s \bar{B}_s^*) + \sigma(e^+e^- \rightarrow B_s^* \bar{B}_s)}{\sigma(e^+e^- \rightarrow B_s^* \bar{B}_s^*)} < 0.16$$

- The mass of the B_s^* meson is measured to be

$$M(B_s^*) = [5.414 \pm 0.001(\text{stat}) \pm 0.003(\text{syst})] \text{ GeV}$$

- In a separate analysis, using inclusive D_s measurements at the Y(4S) and Y(5S), we find:

$$B(Y(5S) \rightarrow B_s^{(*)} \bar{B}_s^{(*)}) = (16 \pm 3(\text{stat}) \pm 6(\text{syst}))\%$$

Additional Slides

The Data Sample and CLEOIII Detector

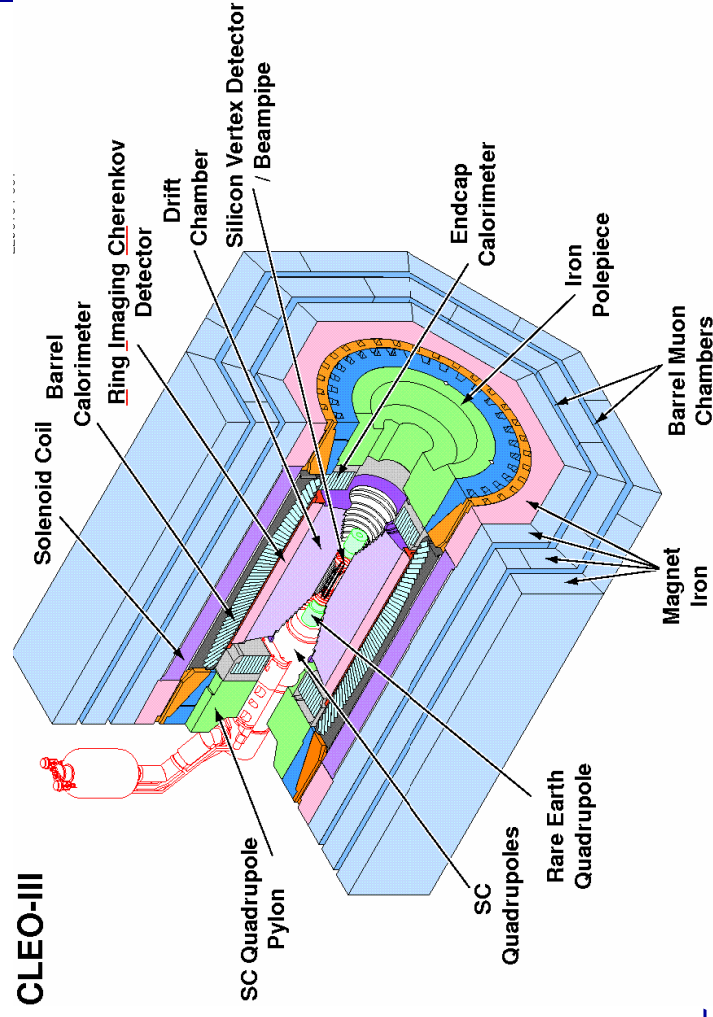
- The $Y(5S)$ data sample: 0.42fb^{-1} collected with the CLEO III detector in 2003:

✓ if $\sigma(e^+e^- \rightarrow B_s^{(*)}B_s^{(*)}) \sim 0.1\text{ nb}$, expect $\sim 90K$ of B_s mesons in 0.42 fb^{-1}

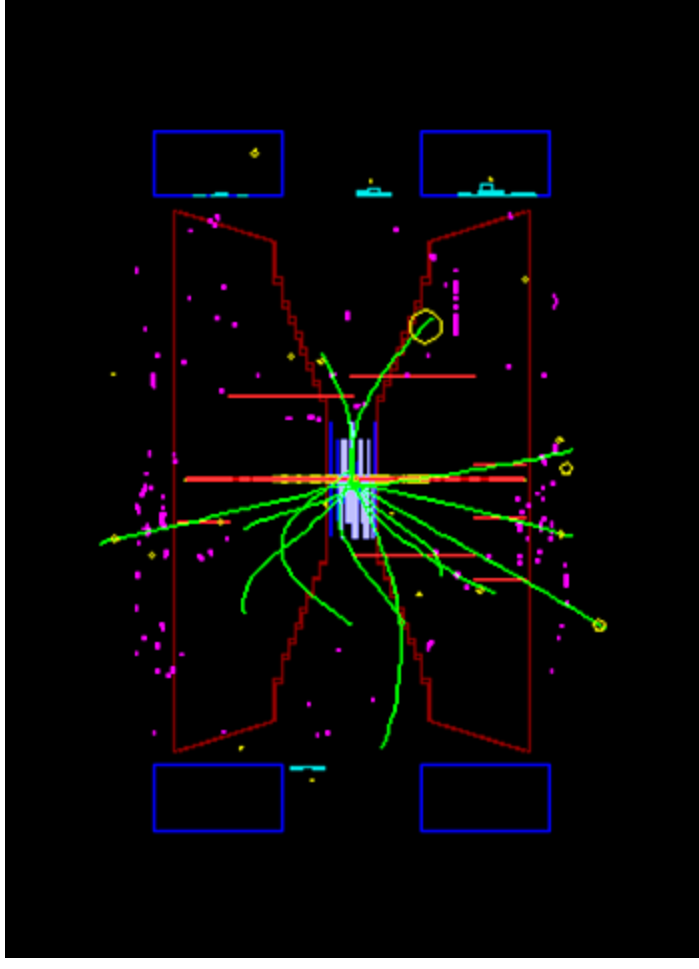
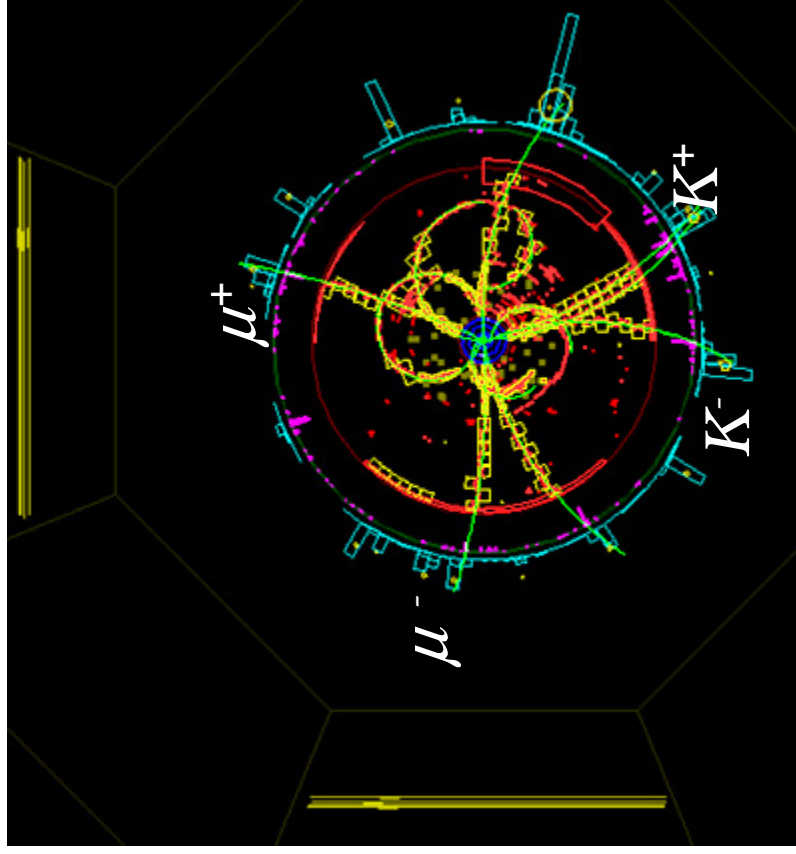
- Background from B mesons is studied using the ON $Y(4S)$ CLEO III data

- The continuum ($e^+e^- \rightarrow qq$) background is studied using the OFF $Y(4S)$ CLEO III data and data from a Λ_b scan (11.2 – 11.4 GeV)

CLEO-III



A Signal Event



$Y(5S) \rightarrow B_s^* \bar{B}_s^*$, $B_s^* \rightarrow B_s \gamma$ and
 $B_s \rightarrow J/\psi \phi$, $J/\psi \rightarrow \mu^+ \mu^-$, $\phi \rightarrow K^+ K^-$